

Secretary's Statistical Report - Period Third Quarter 2013

Atlantic Union Conference

My Report 10/28/2013

							Members Added During Period				Members Subtracted During Period							
Code	Organization	Churches	Companies	Church Attendance Second Sabbath Count	Church Attendance Seventh Sabbath Count	Church Membership at Beginning of Period	Baptisms	Professions of Faith	Letters Received	Adjustments	Letters Granted	Deaths	Dropped	Missing	Adjustments	Church Membership at End of Period	Sabbath School Attendance Second Sabbath Count	Sabbath School Attendance Seventh Sabbath Count
BERC	Bermuda Conference	11	0	0	844	3,835	44	4	16	0	29	9	0	0	0	3,861	0	348
GNYC	Greater New York Conference	148	17	0	17,534	26,988	348	62	92	20	147	32	24	13	0	27,294	0	17,222
NYKC	New York Conference	64	3	0	3,482	5,666	29	10	36	0	42	17	0	0	0	5,682	0	788
ANEC	Northeastern Conference	176	20	0	25,903	52,395	538	36	223	0	227	45	2	65	0	52,831	0	25,803
NNEC	Northern New England Conference	59	4	0	2,444	5,266	27	5	51	0	50	20	3	0	0	5,275	0	1,869
SNEC	Southern New England Conference	116	17	0	3,758	16,804	186	12	122	6	123	28	10	0	0	16,969	0	2,516
Total:		574	61	0	53,965	110,954	1,172	129	540	26	618	151	39	78	0	111,912	0	48,546

Secretary's Statistical Report - Period Third Quarter 2013

Columbia Union Conference

My Report 10/25/2013

Code	Organization	Churches	Companies	Church Attendance Second Sabbath Count	Church Attendance Seventh Sabbath Count	Church Membership at Beginning of Period	Members Added During Period				Members Subtracted During Period					Church Membership at End of Period	Sabbath School Attendance Second Sabbath Count	Sabbath School Attendance Seventh Sabbath Count
							Baptisms	Professions of Faith	Letters Received	Adjustments	Letters Granted	Deaths	Dropped	Missing	Adjustments			
ALEC *	Allegheny East Conference	126	33	3,364	4,099	36,698	230	43	124	261	113	46	199	13	77	36,908	1,312	1,442
ALWC *	Allegheny West Conference	55	8	0	15,565	14,178	134	20	44	51	61	13	0	1	0	14,352	0	6,926
CHSC *	Chesapeake Conference	66	9	3,860	4,083	14,278	62	7	112	0	71	18	0	0	6	14,364	1,902	2,101
MTVC *	Mountain View Conference	33	2	1,316	1,254	2,264	10	1	10	0	5	9	14	5	2	2,250	1,345	1,252
NJRC *	New Jersey Conference of Seventh-day Adventists, Inc.	88	4	815	749	14,635	122	15	62	0	67	18	15	1	0	14,729	468	437
OHIC *	Ohio Conference	91	7	2,694	2,838	11,592	67	6	99	0	63	29	14	3	0	11,655	1,321	1,313
PNAC *	Pennsylvania Conference	106	8	4,818	5,143	10,916	121	24	69	0	48	43	8	35	0	10,985	2,641	2,568
POTC *	Potomac Conference	141	9	16,718	16,427	33,889	205	34	144	0	193	48	137	432	0	33,452	11,231	11,219
Total:		706	80	33,585	50,158	138,450	951	150	664	312	621	224	387	490	85	138,695	20,220	27,258

Secretary's Statistical Report - Period Third Quarter 2013

Canada, SDA Church in






My Report 10/25/2013

Code	Organization	Churches	Companies	Church Attendance Second Sabbath Count	Church Attendance Seventh Sabbath Count	Church Membership at Beginning of Period	Members Added During Period				Members Subtracted During Period					Church Membership at End of Period	Sabbath School Attendance Second Sabbath Count	Sabbath School Attendance Seventh Sabbath Count
							Baptisms	Professions of Faith	Letters Received	Adjustments	Letters Granted	Deaths	Dropped	Missing	Adjustments			
ALBC *	Alberta Conference	62	16	0	0	10,784	71	11	75	0	49	31	1	0	0	10,854	0	0
BCOC *	British Columbia Conference	82	16	0	5,923	11,288	45	9	77	0	89	34	44	1	2	11,249	0	1,582
MSKC *	Manitoba-Saskatchewan Conference	32	2	0	1,824	3,651	32	2	44	0	26	13	1	0	0	3,689	0	1,388
MRTC *	Maritime Conference of the Seventh-day Adventist Church, Inc.	26	2	0	769	1,646	12	0	4	0	7	3	0	0	0	1,652	0	605
ONTC *	Ontario Conference	125	19	0	25,903	30,966	164	8	135	60	147	33	20	102	0	31,031	0	22,180
QUBC *	Quebec Conference	37	13	0	5,400	6,936	146	7	25	18	22	5	8	17	0	7,080	0	5,330
NWFL *	SDA Church in Newfoundland and Labrador	8	3	0	0	647	0	0	0	0	0	1	0	0	1	645	0	0
Total:		372	71	0	39,819	65,918	470	37	360	78	340	120	74	120	3	66,200	0	31,085

Secretary's Statistical Report by Country - Period Third Quarter 2013

Guam-Micronesia Mission of SDA

My Report 10/28/2013

Country	Churches	Companies	Church Attendance Second Sabbath Count	Church Attendance Seventh Sabbath Count	Church Membership at Beginning of Period	Members Added During Period				Members Subtracted During Period					Church Membership at End of Period	Sabbath School Attendance Second Sabbath Count	Sabbath School Attendance Seventh Sabbath Count
						Baptisms	Professions of Faith	Letters Received	Adjustments	Letters Granted	Deaths	Dropped	Missing	Adjustments			
 Guam	6	2	0	0	1,180	34	0	2	7	4	1	8	0	0	1,210	0	0
 Marshall Islands	3	4	0	0	711	14	0	0	24	0	3	0	0	0	746	0	0
 Micronesia (Federated States of)	7	0	0	0	1,540	33	0	0	0	0	3	0	0	2	1,568	0	0
 Northern Mariana Islands	1	3	0	0	244	24	0	1	8	0	0	0	0	0	277	0	0
 Palau	3	2	0	0	1,098	45	0	0	0	0	0	0	0	0	1,143	0	0
Total:	20	11	0	0	4,773	150	0	3	39	4	7	8	0	2	4,944	0	0

Secretary's Statistical Report - Period Third Quarter 2013

Lake Union Conference

My Report 10/25/2013

Code	Organization	Churches	Companies	Church Attendance Second Sabbath Count	Church Attendance Seventh Sabbath Count	Church Membership at Beginning of Period	Members Added During Period				Members Subtracted During Period					Church Membership at End of Period	Sabbath School Attendance Second Sabbath Count	Sabbath School Attendance Seventh Sabbath Count
							Baptisms	Professions of Faith	Letters Received	Adjustments	Letters Granted	Deaths	Dropped	Missing	Adjustments			
ILNC *	Illinois Conference	99	17	0	0	13,181	64	8	74	5	81	23	7	7	0	13,214	0	0
INDC *	Indiana Conference	68	6	0	0	7,890	54	7	64	0	80	18	2	1	0	7,914	0	0
LKRC *	Lake Region Conference	105	1	0	0	30,609	150	18	26	0	62	15	2	0	0	30,722	0	0
MICC *	Michigan Conference	164	26	0	0	25,912	90	11	278	0	281	49	35	9	0	25,917	0	0
WISC *	Wisconsin Conference	68	8	0	0	7,523	56	12	31	0	28	15	5	0	0	7,572	0	0
Total:		504	58	0	0	85,115	414	56	473	5	532	120	51	17	0	85,339	0	0

Secretary's Statistical Report - Period Third Quarter 2013

Mid-America Union Conference

My Report 10/25/2013

							Members Added During Period				Members Subtracted During Period								
Code	Organization	Churches	Companies	Church Attendance Second Sabbath Count	Church Attendance Seventh Sabbath Count	Church Membership at Beginning of Period	Baptisms	Professions of Faith	Letters Received	Adjustments	Letters Granted	Deaths	Dropped	Missing	Adjustments	Church Membership at End of Period	Sabbath School Attendance Second Sabbath Count	Sabbath School Attendance Seventh Sabbath Count	
CSTC *	Central States Conference	36	18	0	0	13,893	83	9	21	16	173	8	1	0	0	13,842	0	0	
DAKC *	Dakota Conference	43	5	0	0	4,187	11	5	46	2	27	18	8	130	0	4,068	0	0	
IWMC *	Iowa-Missouri Conference	110	5	0	0	11,426	51	8	64	1	61	29	10	14	0	11,436	0	0	
KSNC *	Kansas-Nebraska Conference	97	6	0	0	11,653	93	12	86	0	84	33	48	33	0	11,645	0	0	
MINC *	Minnesota Conference	71	12	0	0	8,652	118	44	176	0	51	15	32	16	0	8,860	0	0	
RMTC *	Rocky Mountain Conference	100	21	0	0	17,332	117	53	130	0	142	20	22	0	0	17,448	0	0	
Total:		457	67	0	0	67,143	473	131	523	19	538	123	121	193	0	67,299	0	0	

Secretary's Statistical Report - Period Third Quarter 2013

North American Division

My Report 10/28/2013

Code	Organization	Churches	Companies	Church Attendance Second Sabbath Count	Church Attendance Seventh Sabbath Count	Church Membership at Beginning of Period	Members Added During Period				Members Subtracted During Period					Church Membership at End of Period	Sabbath School Attendance Second Sabbath Count	Sabbath School Attendance Seventh Sabbath Count
							Baptisms	Professions of Faith	Letters Received	Adjustments	Letters Granted	Deaths	Dropped	Missing	Adjustments			
NAD-I *	North American Division (Internal)	1	0	0	0	25	0	0	0	0	0	0	0	0	0	25	0	0
ATUC *	Atlantic Union Conference	574	61	0	53,965	110,954	1,172	129	540	3	618	151	39	78	0	111,912	0	48,546
SCIC *	Canada, SDA Church in	372	71	0	39,819	65,918	470	37	360	72	340	120	74	120	3	66,200	0	31,085
COUC *	Columbia Union Conference	706	80	33,585	50,158	138,450	951	150	664	287	621	224	387	490	85	138,695	20,220	27,258
LKUC *	Lake Union Conference	504	58	0	0	85,115	414	56	473	0	532	120	51	15	0	85,339	0	0
MAUC *	Mid-America Union Conference	457	67	0	0	67,143	473	131	523	2	538	123	121	193	0	67,299	0	0
NPUC *	North Pacific Union Conference	441	66	0	0	98,320	468	48	266	21	177	253	77	31	11	98,574	0	0
PAUC *	Pacific Union Conference	698	94	0	0	224,230	1,436	286	1,305	91	1,515	345	83	458	51	224,896	0	0
NSUC *	Southern Union Conference	1,099	179	17,450	11,704	269,141	2,119	388	1,676	483	1,501	410	315	370	304	270,907	14,632	9,650
SWUC *	Southwestern Union Conference	571	92	38,605	39,900	107,578	1,079	154	772	0	718	152	84	302	23	108,304	31,910	34,188
GUMM *	Guam-Micronesia Mission of SDA	20	11	0	0	4,773	150	0	3	37	4	7	8	0	2	4,942	0	0
Total:		5,443	779	89,640	195,546	1,171,647	8,732	1,379	6,582	996	6,564	1,905	1,239	2,057	479	1,177,093	66,762	150,727

Secretary's Statistical Report - Period Third Quarter 2013

North Pacific Union Conference

My Report 10/25/2013

Code	Organization	Churches	Companies	Church Attendance Second Sabbath Count	Church Attendance Seventh Sabbath Count	Church Membership at Beginning of Period	Members Added During Period				Members Subtracted During Period					Church Membership at End of Period	Sabbath School Attendance Second Sabbath Count	Sabbath School Attendance Seventh Sabbath Count
							Baptisms	Professions of Faith	Letters Received	Adjustments	Letters Granted	Deaths	Dropped	Missing	Adjustments			
ALAC *	Alaska Conference	29	6	0	0	3,842	23	2	16	0	13	8	4	11	3	3,844	0	0
IDHC *	Idaho Conference of Seventh-day Adventists, Inc.	45	5	0	0	6,588	29	9	20	0	22	10	3	0	0	6,611	0	0
MNTC *	Montana Conference	38	5	0	0	4,008	16	1	19	0	21	17	2	1	0	4,003	0	0
ORGC *	Oregon Conference	131	19	0	0	35,563	199	17	81	0	44	102	26	12	8	35,668	0	0
UCLC *	Upper Columbia Conference	109	18	0	0	26,015	125	8	60	21	48	84	22	3	0	26,072	0	0
WSHC *	Washington Conference	89	13	0	0	22,304	76	11	70	0	29	32	20	4	0	22,376	0	0
Total:		441	66	0	0	98,320	468	48	266	21	177	253	77	31	11	98,574	0	0

Secretary's Statistical Report - Period Third Quarter 2013

Pacific Union Conference

My Report 10/25/2013

							Members Added During Period				Members Subtracted During Period							
Code	Organization	Churches	Companies	Church Attendance Second Sabbath Count	Church Attendance Seventh Sabbath Count	Church Membership at Beginning of Period	Baptisms	Professions of Faith	Letters Received	Adjustments	Letters Granted	Deaths	Dropped	Missing	Adjustments	Church Membership at End of Period	Sabbath School Attendance Second Sabbath Count	Sabbath School Attendance Seventh Sabbath Count
ARZC *	Arizona Conference	75	26	0	0	19,125	103	22	118	2	120	42	1	0	7	19,202	0	0
CCAC *	Central California Conference of SDA	131	7	0	0	36,644	220	49	135	0	341	55	15	36	0	36,601	0	0
HWIC *	Hawaii Conference	28	3	0	0	5,952	79	9	34	8	35	16	1	0	4	6,027	0	0
NVUC *	Nevada-Utah Conference	48	7	0	0	9,470	81	11	51	2	52	10	1	0	6	9,548	0	0
NCAC *	Northern California Conference	140	16	0	0	39,622	185	27	211	60	218	64	21	209	14	39,579	0	0
SECC *	Southeastern California Conference	148	11	0	0	70,572	445	105	428	17	373	86	16	108	18	70,966	0	0
SCAC *	Southern California Conference of SDA	128	24	0	0	42,845	323	63	328	2	376	72	28	110	2	42,973	0	0
Total:		698	94	0	0	224,230	1,436	286	1,305	91	1,515	345	83	463	51	224,896	0	0

Secretary's Statistical Report - Period Third Quarter 2013

Southern Union Conference

My Report 10/25/2013

							Members Added During Period				Members Subtracted During Period							
Code	Organization	Churches	Companies	Church Attendance Second Sabbath Count	Church Attendance Seventh Sabbath Count	Church Membership at Beginning of Period	Baptisms	Professions of Faith	Letters Received	Adjustments	Letters Granted	Deaths	Dropped	Missing	Adjustments	Church Membership at End of Period	Sabbath School Attendance Second Sabbath Count	Sabbath School Attendance Seventh Sabbath Count
CRLC *	Carolina Conference	122	23	2,014	1,992	21,415	98	31	138	1	155	44	23	12	0	21,449	1,997	2,061
FLRC *	Florida Conference	199	50	0	0	61,487	447	153	458	8	414	129	116	132	0	61,762	0	0
GCMC *	Georgia-Cumberland Conference	164	36	0	0	37,501	181	53	574	0	484	88	88	60	0	37,562	0	0
GSTC *	Gulf States Conference	78	13	1,838	0	11,364	94	10	81	0	63	24	12	1	0	11,446	1,339	0
KTNC *	Kentucky-Tennessee Conference	99	8	2,633	2,763	14,176	43	7	96	25	89	27	3	0	0	14,229	2,034	2,122
SALC *	South Atlantic Conference	150	22	0	0	45,429	429	16	140	0	137	26	49	105	0	45,697	0	0
SSCC *	South Central Conference	147	11	528	0	31,750	335	28	102	67	87	23	5	0	0	32,170	198	0
SSEC *	Southeastern Conference	140	16	10,437	6,949	46,019	492	90	87	412	72	49	19	64	304	46,592	9,064	5,467
Total:		1,099	179	17,450	11,704	269,141	2,119	388	1,676	513	1,501	410	315	374	304	270,907	14,632	9,650

Secretary's Statistical Report - Period Third Quarter 2013

Southwestern Union Conference

My Report 10/29/2013

Code	Organization	Churches	Companies	Church Attendance Second Sabbath Count	Church Attendance Seventh Sabbath Count	Church Membership at Beginning of Period	Members Added During Period				Members Subtracted During Period					Church Membership at End of Period	Sabbath School Attendance Second Sabbath Count	Sabbath School Attendance Seventh Sabbath Count
							Baptisms	Professions of Faith	Letters Received	Adjustments	Letters Granted	Deaths	Dropped	Missing	Adjustments			
ARLC	Arkansas-Louisiana Conference	87	15	5,604	5,808	12,226	103	23	107	0	100	33	3	3	6	12,314	3,960	4,179
OKLC	Oklahoma Conference	75	1	0	0	8,621	88	8	103	0	93	36	23	28	4	8,636	0	0
SWRC	Southwest Region Conference	104	21	5,718	5,465	24,557	339	32	176	0	171	31	1	172	0	24,729	1,446	1,240
TXSC	Texas Conference	235	47	25,860	27,437	50,335	480	64	278	0	241	40	56	99	10	50,711	25,706	28,022
TXCC	Texico Conference	70	8	1,423	1,190	11,839	69	27	108	0	113	12	1	0	3	11,914	798	747
Total:		571	92	38,605	39,900	107,578	1,079	154	772	0	718	152	84	302	23	108,304	31,910	34,188