

# Secretary's Statistical Report - First Quarter 2016

North American Division

My Report 04/25/2016

Code	Organization	Churches	Companies	Church Attendance Second Sabbath Count	Church Attendance Seventh Sabbath Count	Church Membership at Beginning of Period	Members Added During Period				Members Subtracted During Period					Church Membership at End of Period	Sabbath School Attendance Second Sabbath Count	Sabbath School Attendance Seventh Sabbath Count
							Baptisms	Professions of Faith	Letters Received	Adjustments	Letters Granted	Deaths	Dropped	Missing	Adjustments			
NAD-I *	North American Division (Internal)	1	0	0	0	16	0	0	0	0	0	0	0	0	0	16	0	0
ATUC *	Atlantic Union Conference	584	69	26,270	27,199	118,201	552	145	722	233	762	156	100	176	10	118,649	22,993	20,553
SCIC *	Canada, SDA Church in	383	79	2,217	2,169	68,977	335	75	511	0	470	140	30	8	74	69,176	1,602	1,587
COUC *	Columbia Union Conference	717	99	29,424	28,667	145,924	631	142	856	-36	872	222	142	183	15	146,083	19,253	18,186
LKUC *	Lake Union Conference	498	60	3,398	3,144	86,652	345	55	544	-25	581	195	70	20	0	86,705	2,475	2,190
MAUC *	Mid-America Union Conference	458	71	18,607	18,591	69,321	256	146	418	-9	439	209	217	75	2	69,190	12,250	11,575
NPUC *	North Pacific Union Conference	463	61	0	0	99,882	401	68	915	2	742	267	27	267	26	99,939	0	0
PAUC *	Pacific Union Conference	711	101	33,885	30,593	226,207	852	187	1,178	87	1,294	422	87	717	166	225,825	13,776	27,956
NSUC *	Southern Union Conference	1,114	190	14,502	12,679	283,939	1,380	330	1,976	4	1,568	433	203	581	14	284,830	12,130	10,668
SWUC *	Southwestern Union Conference	572	100	39,981	42,022	113,877	779	101	881	-17	781	160	89	102	0	114,489	24,861	27,239
GUMM	Guam-Micronesia Mission	22	15	1,494	1,562	5,401	45	12	11	9	12	2	0	0	12	5,452	0	0
<b>Total:</b>		<b>5,523</b>	<b>845</b>	<b>169,778</b>	<b>166,626</b>	<b>1,218,397</b>	<b>5,576</b>	<b>1,261</b>	<b>8,012</b>	<b>248</b>	<b>7,521</b>	<b>2,206</b>	<b>965</b>	<b>2,129</b>	<b>319</b>	<b>1,220,354</b>	<b>109,340</b>	<b>119,954</b>

# Secretary's Statistical Report - First Quarter 2016

Atlantic Union Conference

My Report 04/25/2016

							Members Added During Period				Members Subtracted During Period							
Code	Organization	Churches	Companies	Church Attendance Second Sabbath Count	Church Attendance Seventh Sabbath Count	Church Membership at Beginning of Period	Baptisms	Professions of Faith	Letters Received	Adjustments	Letters Granted	Deaths	Dropped	Missing	Adjustments	Church Membership at End of Period	Sabbath School Attendance Second Sabbath Count	Sabbath School Attendance Seventh Sabbath Count
BERC	Bermuda Conference	11	1	1,737	1,643	3,939	21	2	14	4	17	9	0	0	10	3,944	580	624
GNYC	Greater New York Conference	154	18	14,526	16,293	29,029	179	62	122	-13	172	29	50	92	0	29,036	10,831	9,029
NYKC	New York Conference	65	2	1,383	890	5,647	23	10	147	-3	124	14	0	0	0	5,686	958	601
ANEC	Northeastern Conference	181	22	2,077	1,653	56,479	244	38	215	128	247	58	8	33	0	56,758	7,255	6,312
NNEC	Northern New England Conference	57	4	1,264	1,136	5,255	15	16	78	0	76	13	12	0	0	5,263	684	751
SNEC	Southern New England Conference	116	22	5,283	5,584	17,852	70	17	146	117	126	33	30	51	0	17,962	2,685	3,236
<b>Total:</b>		<b>584</b>	<b>69</b>	<b>26,270</b>	<b>27,199</b>	<b>118,201</b>	<b>552</b>	<b>145</b>	<b>722</b>	<b>233</b>	<b>762</b>	<b>156</b>	<b>100</b>	<b>176</b>	<b>10</b>	<b>118,649</b>	<b>22,993</b>	<b>20,553</b>

# Secretary's Statistical Report - First Quarter 2016

Canada, SDA Church in

My Report 04/25/2016

Code	Organization	Churches	Companies	Church Attendance Second Sabbath Count	Church Attendance Seventh Sabbath Count	Church Membership at Beginning of Period	Members Added During Period				Members Subtracted During Period					Church Membership at End of Period	Sabbath School Attendance Second Sabbath Count	Sabbath School Attendance Seventh Sabbath Count
							Baptisms	Professions of Faith	Letters Received	Adjustments	Letters Granted	Deaths	Dropped	Missing	Adjustments			
ALBC *	Alberta Conference	66	15	0	0	11,353	76	11	118	0	84	15	4	15	6	11,434	0	0
BCOC *	British Columbia Conference	81	16	0	0	11,363	27	9	112	0	113	33	11	-7	5	11,356	0	0
MSKC *	Manitoba-Saskatchewan Conference	34	3	2,217	2,169	3,929	15	0	38	0	32	8	4	0	0	3,938	1,602	1,587
MRTC *	Maritime Conference of the Seventh-day Adventist Church, Inc.	26	3	0	0	1,618	6	2	5	0	4	5	1	0	0	1,621	0	0
ONTC *	Ontario Conference	127	27	0	0	32,299	144	27	171	0	166	60	3	0	36	32,376	0	0
QUBC *	Quebec Conference	41	11	0	0	7,850	66	26	67	0	70	15	6	0	27	7,891	0	0
NWFL *	SDA Church in Newfoundland and Labrador	8	4	0	0	565	1	0	0	0	1	4	1	0	0	560	0	0
<b>Total:</b>		<b>383</b>	<b>79</b>	<b>2,217</b>	<b>2,169</b>	<b>68,977</b>	<b>335</b>	<b>75</b>	<b>511</b>	<b>0</b>	<b>470</b>	<b>140</b>	<b>30</b>	<b>8</b>	<b>74</b>	<b>69,176</b>	<b>1,602</b>	<b>1,587</b>

# Secretary's Statistical Report - First Quarter 2016

Columbia Union Conference






My Report 04/25/2016

							Members Added During Period				Members Subtracted During Period							
Code	Organization	Churches	Companies	Church Attendance Second Sabbath Count	Church Attendance Seventh Sabbath Count	Church Membership at Beginning of Period	Baptisms	Professions of Faith	Letters Received	Adjustments	Letters Granted	Deaths	Dropped	Missing	Adjustments	Church Membership at End of Period	Sabbath School Attendance Second Sabbath Count	Sabbath School Attendance Seventh Sabbath Count
ALEC *	Allegheny East Conference	119	31	0	0	39,356	0	0	0	0	0	0	0	0	0	39,356	0	0
ALWC	Allegheny West Conference	53	7	2,614	2,328	15,707	95	17	55	0	76	19	7	0	5	15,767	1,476	1,168
CHSC	Chesapeake Conference	66	11	3,732	3,784	14,776	82	9	141	0	151	39	8	8	1	14,801	2,092	2,158
MTVC	Mountain View Conference	34	2	1,113	1,162	2,324	8	2	9	0	8	8	8	13	0	2,306	1,102	1,143
NJRC	New Jersey Conference of Seventh-day Adventists, Inc.	88	8	0	0	16,138	53	20	57	-24	61	15	1	76	0	16,091	0	0
OHIC	Ohio Conference	91	8	2,295	2,093	11,539	94	34	192	0	167	54	27	10	9	11,592	1,413	1,070
PNAC	Pennsylvania Conference	125	7	3,326	2,974	11,359	65	15	64	5	79	34	39	46	0	11,310	2,024	1,941
POTC	Potomac Conference	141	25	16,344	16,326	34,725	234	45	338	-17	330	53	52	30	0	34,860	11,146	10,706
<b>Total:</b>		<b>717</b>	<b>99</b>	<b>29,424</b>	<b>28,667</b>	<b>145,924</b>	<b>631</b>	<b>142</b>	<b>856</b>	<b>-36</b>	<b>872</b>	<b>222</b>	<b>142</b>	<b>183</b>	<b>15</b>	<b>146,083</b>	<b>19,253</b>	<b>18,186</b>

# Secretary's Statistical Report by Country - First Quarter 2016

Guam-Micronesia Mission

My Report 04/25/2016

Country	Churches	Companies	Church Attendance Second Sabbath Count	Church Attendance Seventh Sabbath Count	Church Membership at Beginning of Period	Members Added During Period				Members Subtracted During Period					Church Membership at End of Period	Sabbath School Attendance Second Sabbath Count	Sabbath School Attendance Seventh Sabbath Count
						Baptisms	Professions of Faith	Letters Received	Adjustments	Letters Granted	Deaths	Dropped	Missing	Adjustments			
 Micronesia (Federated States of)	7	1	336	356	1,746	0	0	0	0	0	0	0	0	0	1,746	0	0
 Guam	7	2	534	556	1,292	23	9	11	2	8	1	0	0	2	1,326	0	0
 Marshall Islands	3	7	193	198	826	4	3	0	7	0	0	0	0	10	830	0	0
 Northern Mariana Islands	1	3	126	147	299	17	0	0	0	3	1	0	0	0	312	0	0
 Palau	4	2	305	305	1,238	1	0	0	0	1	0	0	0	0	1,238	0	0
<b>Total:</b>	<b>22</b>	<b>15</b>	<b>1,494</b>	<b>1,562</b>	<b>5,401</b>	<b>45</b>	<b>12</b>	<b>11</b>	<b>9</b>	<b>12</b>	<b>2</b>	<b>0</b>	<b>0</b>	<b>12</b>	<b>5,452</b>	<b>0</b>	<b>0</b>

# Secretary's Statistical Report - First Quarter 2016

Lake Union Conference

My Report 04/25/2016

							Members Added During Period				Members Subtracted During Period							
Code	Organization	Churches	Companies	Church Attendance Second Sabbath Count	Church Attendance Seventh Sabbath Count	Church Membership at Beginning of Period	Baptisms	Professions of Faith	Letters Received	Adjustments	Letters Granted	Deaths	Dropped	Missing	Adjustments	Church Membership at End of Period	Sabbath School Attendance Second Sabbath Count	Sabbath School Attendance Seventh Sabbath Count
ILNC	Illinois Conference	98	18	0	0	13,643	51	9	110	-3	116	32	8	25	0	13,629	0	0
INDC *	Indiana Conference	68	8	0	0	8,314	34	1	88	0	82	25	9	5	0	8,316	0	0
LKRC	Lake Region Conference	105	1	0	0	30,974	113	19	46	-8	78	43	7	5	0	31,011	0	0
MICC	Michigan Conference	161	26	0	0	26,073	116	23	212	-11	214	69	33	-17	0	26,114	0	0
WISC	Wisconsin Conference	66	7	3,398	3,144	7,648	31	3	88	-3	91	26	13	2	0	7,635	2,475	2,190
<b>Total:</b>		<b>498</b>	<b>60</b>	<b>3,398</b>	<b>3,144</b>	<b>86,652</b>	<b>345</b>	<b>55</b>	<b>544</b>	<b>-25</b>	<b>581</b>	<b>195</b>	<b>70</b>	<b>20</b>	<b>0</b>	<b>86,705</b>	<b>2,475</b>	<b>2,190</b>

# Secretary's Statistical Report - First Quarter 2016

Mid-America Union Conference

My Report 04/25/2016

							Members Added During Period				Members Subtracted During Period							
Code	Organization	Churches	Companies	Church Attendance Second Sabbath Count	Church Attendance Seventh Sabbath Count	Church Membership at Beginning of Period	Baptisms	Professions of Faith	Letters Received	Adjustments	Letters Granted	Deaths	Dropped	Missing	Adjustments	Church Membership at End of Period	Sabbath School Attendance Second Sabbath Count	Sabbath School Attendance Seventh Sabbath Count
CSTC	Central States Conference	35	19	1,861	2,046	14,157	34	2	24	0	29	21	0	0	2	14,165	534	405
DAKC	Dakota Conference	46	2	1,326	1,283	4,056	13	8	25	-2	25	12	5	0	0	4,058	972	982
IWMC	Iowa-Missouri Conference	108	10	4,442	4,252	11,743	37	9	67	9	76	72	20	11	0	11,686	2,985	2,910
KSNC	Kansas-Nebraska Conference	97	6	6,498	6,583	11,878	37	52	88	-2	96	56	3	7	0	11,891	5,163	5,257
MINC	Minnesota Conference	73	13	1,960	2,060	9,558	58	65	60	-9	61	14	1	3	0	9,653	999	871
RMTC	Rocky Mountain Conference	99	21	2,520	2,367	17,929	77	10	154	-5	152	34	188	54	0	17,737	1,597	1,150
<b>Total:</b>		<b>458</b>	<b>71</b>	<b>18,607</b>	<b>18,591</b>	<b>69,321</b>	<b>256</b>	<b>146</b>	<b>418</b>	<b>-9</b>	<b>439</b>	<b>209</b>	<b>217</b>	<b>75</b>	<b>2</b>	<b>69,190</b>	<b>12,250</b>	<b>11,575</b>

# Secretary's Statistical Report - First Quarter 2016

North American Division (Internal)

My Report 04/25/2016

							Members Added During Period				Members Subtracted During Period							
Code	Organization	Churches	Companies	Church Attendance Second Sabbath Count	Church Attendance Seventh Sabbath Count	Church Membership at Beginning of Period	Baptisms	Professions of Faith	Letters Received	Adjustments	Letters Granted	Deaths	Dropped	Missing	Adjustments	Church Membership at End of Period	Sabbath School Attendance Second Sabbath Count	Sabbath School Attendance Seventh Sabbath Count
NAD-I	North American Division (Internal)	1	0	0	0	16	0	0	0	0	0	0	0	0	0	16	0	0



# Secretary's Statistical Report - First Quarter 2016

North Pacific Union Conference

My Report 04/25/2016

							Members Added During Period				Members Subtracted During Period							
Code	Organization	Churches	Companies	Church Attendance Second Sabbath Count	Church Attendance Seventh Sabbath Count	Church Membership at Beginning of Period	Baptisms	Professions of Faith	Letters Received	Adjustments	Letters Granted	Deaths	Dropped	Missing	Adjustments	Church Membership at End of Period	Sabbath School Attendance Second Sabbath Count	Sabbath School Attendance Seventh Sabbath Count
ALAC	Alaska Conference	29	6	0	0	3,865	8	8	31	0	20	3	3	48	2	3,836	0	0
IDHC	Idaho Conference of Seventh-day Adventists, Inc.	45	6	0	0	6,614	26	2	101	1	82	25	6	-3	0	6,634	0	0
MNTC	Montana Conference	38	5	0	0	4,016	24	3	49	1	42	12	3	30	0	4,006	0	0
ORGC	Oregon Conference	132	17	0	0	36,014	118	16	328	0	274	105	-6	35	4	36,064	0	0
UCLC	Upper Columbia Conference	133	8	0	0	26,486	79	8	143	0	85	83	14	15	3	26,516	0	0
WSHC	Washington Conference	86	19	0	0	22,887	146	31	263	0	239	39	7	142	17	22,883	0	0
<b>Total:</b>		<b>463</b>	<b>61</b>	<b>0</b>	<b>0</b>	<b>99,882</b>	<b>401</b>	<b>68</b>	<b>915</b>	<b>2</b>	<b>742</b>	<b>267</b>	<b>27</b>	<b>267</b>	<b>26</b>	<b>99,939</b>	<b>0</b>	<b>0</b>

# Secretary's Statistical Report - First Quarter 2016

## Pacific Union Conference

My Report 04/25/2016

							Members Added During Period				Members Subtracted During Period							
Code	Organization	Churches	Companies	Church Attendance Second Sabbath Count	Church Attendance Seventh Sabbath Count	Church Membership at Beginning of Period	Baptisms	Professions of Faith	Letters Received	Adjustments	Letters Granted	Deaths	Dropped	Missing	Adjustments	Church Membership at End of Period	Sabbath School Attendance Second Sabbath Count	Sabbath School Attendance Seventh Sabbath Count
ARZC	Arizona Conference	78	25	6,754	6,876	20,145	78	25	147	1	123	65	2	148	14	20,044	4,410	4,430
CCAC	Central California Conference of SDA	133	8	6,689	3,985	37,415	154	21	162	0	204	48	12	46	0	37,442	4,472	2,269
HWIC	Hawaii Conference	31	2	0	0	5,943	53	4	26	0	27	16	10	-43	2	6,014	0	0
NVUC	Nevada-Utah Conference	48	14	0	1,596	10,167	91	17	85	0	73	15	2	21	7	10,242	0	847
NCAC	Northern California Conference of Seventh-day Adventists	142	16	11,512	0	40,404	93	15	312	2	321	101	24	28	23	40,329	1,451	0
SECC	Southeastern California Conference	151	11	8,930	8,290	70,451	200	79	328	81	347	126	20	140	112	70,394	3,443	3,683
SCAC	Southern California Conference	128	25	0	9,846	41,682	183	26	118	3	199	51	17	377	8	41,360	0	16,727
<b>Total:</b>		<b>711</b>	<b>101</b>	<b>33,885</b>	<b>30,593</b>	<b>226,207</b>	<b>852</b>	<b>187</b>	<b>1,178</b>	<b>87</b>	<b>1,294</b>	<b>422</b>	<b>87</b>	<b>717</b>	<b>166</b>	<b>225,825</b>	<b>13,776</b>	<b>27,956</b>

# Secretary's Statistical Report - First Quarter 2016

Southern Union Conference

My Report 04/25/2016

							Members Added During Period				Members Subtracted During Period							
Code	Organization	Churches	Companies	Church Attendance Second Sabbath Count	Church Attendance Seventh Sabbath Count	Church Membership at Beginning of Period	Baptisms	Professions of Faith	Letters Received	Adjustments	Letters Granted	Deaths	Dropped	Missing	Adjustments	Church Membership at End of Period	Sabbath School Attendance Second Sabbath Count	Sabbath School Attendance Seventh Sabbath Count
CRLC	Carolina Conference	126	24	2,612	2,808	22,312	118	24	255	0	235	61	26	71	4	22,312	1,735	2,130
FLRC	Florida Conference	207	56	0	0	63,628	452	141	679	-13	483	146	85	193	0	63,980	833	837
GCMC	Georgia-Cumberland Conference	167	37	0	0	39,421	156	46	538	-11	412	75	50	88	0	39,525	0	0
GSTC	Gulf States Conference	79	10	3,099	3,301	12,236	74	10	95	-11	72	33	13	58	0	12,228	1,800	2,018
KTNC	Kentucky-Tennessee Conference	98	9	2,776	2,640	14,720	59	7	116	-2	102	24	11	60	0	14,703	2,491	2,296
SALC	South Atlantic Conference	146	26	0	0	47,926	143	19	83	-35	105	26	15	1	0	47,989	0	0
SSCC	South Central Conference	147	9	656	0	33,801	163	26	141	0	120	36	1	98	0	33,876	109	0
SSEC	Southeastern Conference	144	19	5,359	3,930	49,895	215	57	69	76	39	32	2	12	10	50,217	5,162	3,387
<b>Total:</b>		<b>1,114</b>	<b>190</b>	<b>14,502</b>	<b>12,679</b>	<b>283,939</b>	<b>1,380</b>	<b>330</b>	<b>1,976</b>	<b>4</b>	<b>1,568</b>	<b>433</b>	<b>203</b>	<b>581</b>	<b>14</b>	<b>284,830</b>	<b>12,130</b>	<b>10,668</b>

# Secretary's Statistical Report - First Quarter 2016

Southwestern Union Conference

My Report 04/25/2016

							Members Added During Period				Members Subtracted During Period							
Code	Organization	Churches	Companies	Church Attendance Second Sabbath Count	Church Attendance Seventh Sabbath Count	Church Membership at Beginning of Period	Baptisms	Professions of Faith	Letters Received	Adjustments	Letters Granted	Deaths	Dropped	Missing	Adjustments	Church Membership at End of Period	Sabbath School Attendance Second Sabbath Count	Sabbath School Attendance Seventh Sabbath Count
ARLC	Arkansas-Louisiana Conference	87	17	5,798	6,092	12,702	77	3	67	0	64	18	6	35	0	12,726	3,904	4,131
OKLC	Oklahoma Conference	73	4	2,728	2,987	8,874	29	12	84	-4	74	20	10	16	0	8,875	658	871
SWRC	Southwest Region Conference	97	19	5,384	5,860	25,581	127	15	50	0	73	14	31	31	0	25,624	1,333	1,366
TXSC	Texas Conference	244	53	22,796	23,593	54,702	497	62	608	-11	500	75	31	20	0	55,232	16,780	18,609
TXCC	Texico Conference	71	7	3,275	3,490	12,018	49	9	72	-2	70	33	11	0	0	12,032	2,186	2,262
<b>Total:</b>		<b>572</b>	<b>100</b>	<b>39,981</b>	<b>42,022</b>	<b>113,877</b>	<b>779</b>	<b>101</b>	<b>881</b>	<b>-17</b>	<b>781</b>	<b>160</b>	<b>89</b>	<b>102</b>	<b>0</b>	<b>114,489</b>	<b>24,861</b>	<b>27,239</b>