

# Secretary's Statistical Report - Second Quarter 2014

Atlantic Union Conference

My Report 07/29/2014

Code	Organization	Churches	Companies	Church Attendance Second Sabbath Count	Church Attendance Seventh Sabbath Count	Church Membership at Beginning of Period	Members Added During Period				Members Subtracted During Period					Church Membership at End of Period	Sabbath School Attendance Second Sabbath Count	Sabbath School Attendance Seventh Sabbath Count
							Baptisms	Professions of Faith	Letters Received	Adjustments	Letters Granted	Deaths	Dropped	Missing	Adjustments			
BERC *	Bermuda Conference	11	1	1,241	1,255	3,887	29	3	16	8	43	6	2	0	0	3,892	559	572
GNYC *	Greater New York Conference	150	19	20,487	20,502	27,507	321	37	106	20	115	10	27	17	0	27,822	19,233	19,305
NYKC *	New York Conference	61	3	1,506	1,165	5,717	30	10	20	4	26	11	4	0	0	5,740	1,047	882
ANEC *	Northeastern Conference	178	22	7,276	6,230	54,104	328	56	190	133	237	68	52	68	0	54,386	3,335	3,256
NNEC *	Northern New England Conference	59	5	1,069	1,095	5,241	12	3	28	0	28	14	0	0	1	5,241	636	647
SNEC *	Southern New England Conference	116	19	4,811	4,435	17,169	128	7	74	0	78	7	18	18	6	17,251	3,126	2,907
<b>Total:</b>		<b>575</b>	<b>69</b>	<b>36,390</b>	<b>34,682</b>	<b>113,625</b>	<b>848</b>	<b>116</b>	<b>434</b>	<b>165</b>	<b>527</b>	<b>116</b>	<b>103</b>	<b>103</b>	<b>7</b>	<b>114,332</b>	<b>27,936</b>	<b>27,569</b>

# Secretary's Statistical Report - Second Quarter 2014

Canada, SDA Church in

My Report 07/29/2014

							Members Added During Period				Members Subtracted During Period							
Code	Organization	Churches	Companies	Church Attendance Second Sabbath Count	Church Attendance Seventh Sabbath Count	Church Membership at Beginning of Period	Baptisms	Professions of Faith	Letters Received	Adjustments	Letters Granted	Deaths	Dropped	Missing	Adjustments	Church Membership at End of Period	Sabbath School Attendance Second Sabbath Count	Sabbath School Attendance Seventh Sabbath Count
ALBC *	Alberta Conference	64	14	0	0	10,865	74	8	59	44	13	14	1	0	4	11,018	0	0
BCOC *	British Columbia Conference	81	17	0	6,133	11,306	36	6	24	2	14	20	10	50	1	11,279	0	0
MSKC *	Manitoba-Saskatchewan Conference	32	2	1,959	2,029	3,718	15	2	51	0	23	11	0	0	0	3,752	1,530	1,546
MRTC *	Maritime Conference of the Seventh-day Adventist Church, Inc.	26	3	841	767	1,617	3	3	6	4	6	3	3	0	0	1,621	665	613
ONTC *	Ontario Conference	125	21	0	26,524	31,278	115	10	120	0	128	47	9	0	32	31,307	0	22,449
QUBC *	Quebec Conference	39	13	0	0	7,363	64	12	12	0	7	11	14	118	5	7,296	0	0
NWFL *	SDA Church in Newfoundland and Labrador	8	3	0	0	642	0	0	0	0	3	1	0	0	0	638	0	0
<b>Total:</b>		<b>375</b>	<b>73</b>	<b>2,800</b>	<b>35,453</b>	<b>66,789</b>	<b>307</b>	<b>41</b>	<b>272</b>	<b>50</b>	<b>194</b>	<b>107</b>	<b>37</b>	<b>168</b>	<b>42</b>	<b>66,911</b>	<b>2,195</b>	<b>24,608</b>

# Secretary's Statistical Report - Second Quarter 2014

Columbia Union Conference






My Report 08/21/2014

							Members Added During Period				Members Subtracted During Period							
Code	Organization	Churches	Companies	Church Attendance Second Sabbath Count	Church Attendance Seventh Sabbath Count	Church Membership at Beginning of Period	Baptisms	Professions of Faith	Letters Received	Adjustments	Letters Granted	Deaths	Dropped	Missing	Adjustments	Church Membership at End of Period	Sabbath School Attendance Second Sabbath Count	Sabbath School Attendance Seventh Sabbath Count
ALEC	Allegheny East Conference	116	32	7,597	9,158	37,701	188	11	138	283	153	32	15	1	5	38,115	4,948	5,869
ALWC	Allegheny West Conference	54	9	2,534	2,638	14,482	177	26	95	0	98	12	0	0	7	14,663	1,593	1,530
CHSC	Chesapeake Conference	67	9	2,563	2,737	14,488	49	18	128	0	118	29	1	4	3	14,528	1,647	1,516
MTVC	Mountain View Conference	35	2	1,284	1,265	2,288	8	2	20	0	23	0	2	0	0	2,293	1,215	1,179
NJRC	New Jersey Conference of Seventh-day Adventists, Inc.	88	6	857	887	15,101	113	8	108	0	130	16	19	14	1	15,150	583	557
OHIC	Ohio Conference	90	7	2,620	1,892	11,622	71	2	58	0	65	25	33	8	0	11,622	1,231	972
PNAC	Pennsylvania Conference	111	6	4,653	4,509	11,125	91	19	74	0	92	12	7	2	3	11,193	3,004	3,114
POTC	Potomac Conference	141	24	16,645	16,904	33,491	268	50	334	0	335	42	32	130	18	33,586	12,014	11,552
<b>Total:</b>		<b>702</b>	<b>95</b>	<b>38,753</b>	<b>39,990</b>	<b>140,298</b>	<b>965</b>	<b>136</b>	<b>955</b>	<b>283</b>	<b>1,014</b>	<b>168</b>	<b>109</b>	<b>159</b>	<b>37</b>	<b>141,150</b>	<b>26,235</b>	<b>26,289</b>

# Secretary's Statistical Report by Country - Second Quarter 2014

Guam-Micronesia Mission

My Report 07/29/2014

Country	Churches	Companies	Church Attendance Second Sabbath Count	Church Attendance Seventh Sabbath Count	Church Membership at Beginning of Period	Members Added During Period				Members Subtracted During Period					Church Membership at End of Period	Sabbath School Attendance Second Sabbath Count	Sabbath School Attendance Seventh Sabbath Count
						Baptisms	Professions of Faith	Letters Received	Adjustments	Letters Granted	Deaths	Dropped	Missing	Adjustments			
 Micronesia (Federated States of)	7	0	0	0	1,605	1	0	0	0	0	1	0	0	0	1,605	0	0
 Guam	22	9	0	0	1,238	23	0	2	0	7	0	0	0	3	1,253	0	0
 Marshall Islands	3	6	0	0	764	0	1	0	0	0	1	0	0	13	751	0	0
 Northern Mariana Islands	1	3	0	0	301	2	0	3	0	0	0	0	0	0	306	0	0
 Palau	3	3	0	0	1,160	0	0	0	0	0	0	0	0	0	1,160	0	0
<b>Total:</b>	<b>36</b>	<b>21</b>	<b>0</b>	<b>0</b>	<b>5,068</b>	<b>26</b>	<b>1</b>	<b>5</b>	<b>0</b>	<b>7</b>	<b>2</b>	<b>0</b>	<b>0</b>	<b>16</b>	<b>5,075</b>	<b>0</b>	<b>0</b>

# Secretary's Statistical Report - Second Quarter 2014

Lake Union Conference

My Report 11/10/2014

							Members Added During Period				Members Subtracted During Period							
Code	Organization	Churches	Companies	Church Attendance Second Sabbath Count	Church Attendance Seventh Sabbath Count	Church Membership at Beginning of Period	Baptisms	Professions of Faith	Letters Received	Adjustments	Letters Granted	Deaths	Dropped	Missing	Adjustments	Church Membership at End of Period	Sabbath School Attendance Second Sabbath Count	Sabbath School Attendance Seventh Sabbath Count
ILNC	Illinois Conference	99	17	0	0	13,280	115	17	100	19	91	22	6	5	0	13,407	0	0
INDC	Indiana Conference	68	6	0	0	8,017	60	7	70	0	51	17	9	7	0	8,070	0	0
LKRC	Lake Region Conference	105	1	0	0	30,922	81	13	39	0	64	23	48	61	13	30,846	0	0
MICC	Michigan Conference	163	25	0	0	26,039	126	13	184	0	175	56	25	25	4	26,077	0	0
WISC	Wisconsin Conference	65	9	0	0	7,520	39	7	57	0	61	15	3	-3	0	7,547	0	0
<b>Total:</b>		<b>500</b>	<b>58</b>	<b>0</b>	<b>0</b>	<b>85,778</b>	<b>421</b>	<b>57</b>	<b>450</b>	<b>19</b>	<b>442</b>	<b>133</b>	<b>91</b>	<b>95</b>	<b>17</b>	<b>85,947</b>	<b>0</b>	<b>0</b>

# Secretary's Statistical Report - Second Quarter 2014

Mid-America Union Conference

My Report 07/29/2014

							Members Added During Period				Members Subtracted During Period							
Code	Organization	Churches	Companies	Church Attendance Second Sabbath Count	Church Attendance Seventh Sabbath Count	Church Membership at Beginning of Period	Baptisms	Professions of Faith	Letters Received	Adjustments	Letters Granted	Deaths	Dropped	Missing	Adjustments	Church Membership at End of Period	Sabbath School Attendance Second Sabbath Count	Sabbath School Attendance Seventh Sabbath Count
CSTC *	Central States Conference	36	18	0	0	13,880	20	6	13	0	17	15	3	0	0	13,884	0	0
DAKC *	Dakota Conference	43	5	0	0	4,007	16	13	29	2	26	15	-1	0	0	4,027	0	0
IWMC *	Iowa-Missouri Conference	106	6	4,680	4,522	11,589	66	10	110	17	99	29	3	3	0	11,658	3,282	3,149
KSNC *	Kansas-Nebraska Conference	98	6	0	6,990	11,714	51	2	62	2	53	19	1	-1	0	11,759	0	5,178
MINC *	Minnesota Conference	72	11	0	0	8,948	42	20	52	0	50	18	14	0	2	8,978	0	0
RMTC *	Rocky Mountain Conference	100	22	0	0	17,480	60	13	147	0	122	19	7	83	4	17,465	0	0
<b>Total:</b>		<b>455</b>	<b>68</b>	<b>4,680</b>	<b>11,512</b>	<b>67,618</b>	<b>255</b>	<b>64</b>	<b>413</b>	<b>21</b>	<b>367</b>	<b>115</b>	<b>27</b>	<b>85</b>	<b>6</b>	<b>67,771</b>	<b>3,282</b>	<b>8,327</b>

# Secretary's Statistical Report - Second Quarter 2014

North American Division

My Report 08/21/2014

Code	Organization	Churches	Companies	Church Attendance Second Sabbath Count	Church Attendance Seventh Sabbath Count	Church Membership at Beginning of Period	Members Added During Period				Members Subtracted During Period					Church Membership at End of Period	Sabbath School Attendance Second Sabbath Count	Sabbath School Attendance Seventh Sabbath Count
							Baptisms	Professions of Faith	Letters Received	Adjustments	Letters Granted	Deaths	Dropped	Missing	Adjustments			
ATUC	Atlantic Union Conference	575	69	36,390	34,682	113,625	848	116	434	165	527	116	103	103	7	114,332	27,936	27,569
SCIC	Canada, SDA Church in	375	75	2,800	35,453	66,789	307	41	272	50	194	107	37	168	42	66,911	2,195	24,608
COUC	Columbia Union Conference	702	95	38,753	39,990	140,298	965	136	955	283	1,014	168	109	159	37	141,150	26,235	26,289
GUMM	Guam-Micronesia Mission	21	13	0	0	5,068	26	1	5	0	7	2	0	0	16	5,075	0	0
LKUC	Lake Union Conference	500	58	0	0	85,778	421	57	450	19	442	133	91	95	17	85,947	0	0
MAUC	Mid-America Union Conference	455	68	4,680	28,893	67,618	255	64	413	21	367	115	27	85	6	67,771	3,282	8,327
NAD-I	North American Division (Internal)	1	0	0	0	25	0	0	0	0	0	0	0	0	0	25	0	0
NPUC	North Pacific Union Conference	440	67	0	0	99,033	491	73	318	15	273	171	46	267	5	99,168	0	0
PAUC	Pacific Union Conference	703	95	20,437	28,230	225,921	1,226	188	1,061	53	1,151	369	83	1,428	83	225,335	7,944	12,162
NSUC	Southern Union Conference	1,101	183	14,874	12,673	273,855	1,863	361	1,459	127	1,366	395	142	201	45	275,516	10,943	9,426
SWUC	Southwestern Union Conference	576	91	41,279	43,994	109,504	973	180	686	1	642	173	78	227	18	110,206	31,672	34,110
<b>Total:</b>		<b>5,449</b>	<b>814</b>	<b>159,213</b>	<b>223,915</b>	<b>1,187,514</b>	<b>7,375</b>	<b>1,217</b>	<b>6,053</b>	<b>734</b>	<b>5,983</b>	<b>1,749</b>	<b>716</b>	<b>2,733</b>	<b>276</b>	<b>1,191,436</b>	<b>110,207</b>	<b>142,491</b>

# Secretary's Statistical Report - Second Quarter 2014

North Pacific Union Conference

My Report 07/29/2014

							Members Added During Period				Members Subtracted During Period							
Code	Organization	Churches	Companies	Church Attendance Second Sabbath Count	Church Attendance Seventh Sabbath Count	Church Membership at Beginning of Period	Baptisms	Professions of Faith	Letters Received	Adjustments	Letters Granted	Deaths	Dropped	Missing	Adjustments	Church Membership at End of Period	Sabbath School Attendance Second Sabbath Count	Sabbath School Attendance Seventh Sabbath Count
ALAC *	Alaska Conference	29	6	0	0	3,838	5	0	9	0	8	7	1	6	1	3,829	0	0
IDHC *	Idaho Conference of Seventh-day Adventists, Inc.	45	5	0	0	6,638	22	8	36	0	29	15	0	114	3	6,543	0	0
MNTC *	Montana Conference	38	5	0	0	3,997	1	0	12	0	10	5	1	6	1	3,987	0	0
ORGC *	Oregon Conference	131	19	0	0	35,677	192	17	94	9	88	67	22	62	0	35,750	0	0
UCLC *	Upper Columbia Conference	110	17	0	0	26,173	108	17	103	0	84	48	20	59	5	26,185	0	0
WSHC *	Washington Conference	87	15	0	0	22,710	163	31	64	0	54	29	2	20	1	22,862	0	0
<b>Total:</b>		<b>440</b>	<b>67</b>	<b>0</b>	<b>0</b>	<b>99,033</b>	<b>491</b>	<b>73</b>	<b>318</b>	<b>9</b>	<b>273</b>	<b>171</b>	<b>46</b>	<b>267</b>	<b>11</b>	<b>99,156</b>	<b>0</b>	<b>0</b>



# Secretary's Statistical Report - Second Quarter 2014

## Pacific Union Conference

My Report 11/10/2014

							Members Added During Period				Members Subtracted During Period							
Code	Organization	Churches	Companies	Church Attendance Second Sabbath Count	Church Attendance Seventh Sabbath Count	Church Membership at Beginning of Period	Baptisms	Professions of Faith	Letters Received	Adjustments	Letters Granted	Deaths	Dropped	Missing	Adjustments	Church Membership at End of Period	Sabbath School Attendance Second Sabbath Count	Sabbath School Attendance Seventh Sabbath Count
ARZC	Arizona Conference	78	25	0	0	19,373	63	22	106	8	121	31	9	40	0	19,371	0	0
CCAC	Central California Conference of SDA	133	6	6,485	2,864	36,900	269	25	125	0	239	60	14	28	0	36,978	4,955	1,871
HWIC	Hawaii Conference	28	3	0	309	5,985	51	1	29	1	30	19	-2	71	8	5,941	0	197
NVUC	Nevada-Utah Conference	49	7	0	0	9,737	54	11	54	2	42	17	2	7	7	9,783	0	0
NCAC	Northern California Conference of Seventh-day Adventists	140	16	9,331	9,177	39,796	136	30	245	34	226	79	8	21	16	39,891	0	0
SECC	Southeastern California Conference	147	14	4,621	5,508	70,947	345	68	295	7	286	118	44	693	47	70,474	2,989	3,467
SCAC	Southern California Conference	128	24	0	10,372	43,183	308	31	207	1	207	45	8	568	5	42,897	0	6,627
<b>Total:</b>		<b>703</b>	<b>95</b>	<b>20,437</b>	<b>28,230</b>	<b>225,921</b>	<b>1,226</b>	<b>188</b>	<b>1,061</b>	<b>53</b>	<b>1,151</b>	<b>369</b>	<b>83</b>	<b>1,428</b>	<b>83</b>	<b>225,335</b>	<b>7,944</b>	<b>12,162</b>

# Secretary's Statistical Report - Second Quarter 2014

Southern Union Conference

My Report 04/23/2015

							Members Added During Period				Members Subtracted During Period							
Code	Organization	Churches	Companies	Church Attendance Second Sabbath Count	Church Attendance Seventh Sabbath Count	Church Membership at Beginning of Period	Baptisms	Professions of Faith	Letters Received	Adjustments	Letters Granted	Deaths	Dropped	Missing	Adjustments	Church Membership at End of Period	Sabbath School Attendance Second Sabbath Count	Sabbath School Attendance Seventh Sabbath Count
CRLC	Carolina Conference	124	21	2,220	1,984	21,647	193	37	176	0	154	28	12	0	5	21,854	1,861	1,900
FLRC	Florida Conference	199	55	0	0	62,455	452	145	481	26	455	169	65	117	0	62,753	0	0
GCMC	Georgia-Cumberland Conference	164	38	0	0	37,733	291	83	476	0	408	60	17	48	15	38,035	0	0
GSTC	Gulf States Conference	79	9	1,050	1,042	11,606	87	7	69	1	78	20	6	2	0	11,664	795	727
KTNC	Kentucky-Tennessee Conference	98	8	3,548	2,964	14,204	119	14	65	0	63	28	5	2	2	14,302	2,518	2,491
SALC	South Atlantic Conference	148	25	0	0	46,299	173	1	99	0	91	34	12	5	0	46,430	0	0
SSCC	South Central Conference	147	11	355	0	32,594	225	4	37	100	52	23	1	-1	0	32,885	210	0
SSEC	Southeastern Conference	142	16	7,701	6,683	47,317	323	70	56	0	65	33	24	28	23	47,593	5,559	4,308
<b>Total:</b>		<b>1,101</b>	<b>183</b>	<b>14,874</b>	<b>12,673</b>	<b>273,855</b>	<b>1,863</b>	<b>361</b>	<b>1,459</b>	<b>127</b>	<b>1,366</b>	<b>395</b>	<b>142</b>	<b>201</b>	<b>45</b>	<b>275,516</b>	<b>10,943</b>	<b>9,426</b>

# Secretary's Statistical Report - Second Quarter 2014

Southwestern Union Conference

My Report 11/10/2014

							Members Added During Period				Members Subtracted During Period							
Code	Organization	Churches	Companies	Church Attendance Second Sabbath Count	Church Attendance Seventh Sabbath Count	Church Membership at Beginning of Period	Baptisms	Professions of Faith	Letters Received	Adjustments	Letters Granted	Deaths	Dropped	Missing	Adjustments	Church Membership at End of Period	Sabbath School Attendance Second Sabbath Count	Sabbath School Attendance Seventh Sabbath Count
ARLC	Arkansas-Louisiana Conference	86	16	5,542	5,668	12,235	119	21	139	0	134	42	0	4	7	12,327	4,118	4,092
OKLC	Oklahoma Conference	77	0	2,636	2,779	8,664	64	28	51	0	45	38	6	2	6	8,710	92	87
SWRC	Southwest Region Conference	104	22	4,996	5,463	24,937	154	8	85	0	79	20	2	74	0	25,009	1,759	1,995
TXSC	Texas Conference	237	47	26,005	26,956	51,611	572	103	363	1	325	43	69	147	0	52,066	23,785	24,956
TXCC	Texico Conference	72	6	2,100	3,128	12,057	64	20	48	0	59	30	1	0	5	12,094	1,918	2,980
<b>Total:</b>		<b>576</b>	<b>91</b>	<b>41,279</b>	<b>43,994</b>	<b>109,504</b>	<b>973</b>	<b>180</b>	<b>686</b>	<b>1</b>	<b>642</b>	<b>173</b>	<b>78</b>	<b>227</b>	<b>18</b>	<b>110,206</b>	<b>31,672</b>	<b>34,110</b>