

Secretary's Statistical Report - Third Quarter 2018

North American Division

My Report 10/25/2018

Code	Organization	Churches	Companies	Church Attendance Second Sabbath Count	Church Attendance Seventh Sabbath Count	Church Membership at Beginning of Period	Members Added During Period					Members Subtracted During Period					Church Membership at End of Period	Sabbath School Attendance Second Sabbath Count	Sabbath School Attendance Seventh Sabbath Count	
							Baptisms	Former Members' Baptisms	Professions of Faith	Letters Received	Adjustments	Letters Granted	Deaths	Dropped	Missing	Adjustments				
NAD-I *	North American Division (Internal)	0	0	0	0	22	0	0	0	0	0	0	0	0	0	0	0	22	0	0
ATUC *	Atlantic Union Conference	598	75	44,184	42,839	123,732	881	0	95	597	34	620	146	224	64	2	124,283	29,481	29,174	
SCIC *	Canada, SDA Church in	388	83	8,598	8,429	71,376	288	0	74	372	0	293	112	26	-6	11	71,674	4,353	4,370	
COUC *	Columbia Union Conference	742	96	35,046	34,964	153,424	1,090	0	234	721	250	769	206	221	143	37	154,343	23,692	22,490	
LKUC *	Lake Union Conference	506	58	3,140	3,110	88,465	368	0	48	359	0	423	154	48	191	59	88,365	2,239	2,185	
MAUC *	Mid-America Union Conference	464	60	17,223	16,943	64,876	333	0	77	465	6	453	134	153	634	6	64,377	11,382	11,170	
NPUC *	North Pacific Union Conference	446	63	0	0	102,222	338	0	52	612	0	558	177	60	263	20	102,146	0	0	
PAUC *	Pacific Union Conference	714	92	42,705	46,333	226,362	1,068	0	321	1,485	14	1,479	378	142	398	138	226,715	19,479	21,048	
NSUC *	Southern Union Conference	1,136	205	14,952	14,554	296,410	1,939	0	537	2,128	107	1,963	496	380	430	156	297,696	11,370	11,728	
SWUC *	Southwestern Union Conference	579	109	35,065	25,342	120,787	874	0	114	886	-11	978	161	129	511	42	120,829	21,571	14,808	
GUMM	Guam-Micronesia Mission	19	15	0	2,130	5,765	20	0	2	2	0	4	2	0	0	0	5,783	0	0	
Total:		5,592	856	200,913	194,644	1,253,441	7,199	0	1,554	7,627	400	7,540	1,966	1,383	2,628	471	1,256,233	123,567	116,973	

Secretary's Statistical Report - Third Quarter 2018

Atlantic Union Conference

My Report 10/25/2018

							Members Added During Period					Members Subtracted During Period							
Code	Organization	Churches	Companies	Church Attendance Second Sabbath Count	Church Attendance Seventh Sabbath Count	Church Membership at Beginning of Period	Baptisms	Former Members' Baptisms	Professions of Faith	Letters Received	Adjustments	Letters Granted	Deaths	Dropped	Missing	Adjustments	Church Membership at End of Period	Sabbath School Attendance Second Sabbath Count	Sabbath School Attendance Seventh Sabbath Count
BERC	Bermuda Conference	11	1	1,053	1,509	4,027	12	0	1	5	0	6	7	0	0	0	4,032	350	342
GNYC	Greater New York Conference	160	25	30,228	31,087	30,893	207	0	27	90	11	118	37	42	20	0	31,011	24,360	24,481
NYKC	New York Conference	65	3	1,048	1,396	5,902	24	0	10	27	0	31	18	37	-17	1	5,893	966	996
ANEC	Northeastern Conference	182	23	9,453	6,575	58,727	495	0	36	317	29	327	51	133	56	0	59,037	2,419	2,022
NNEC	Northern New England Conference	56	5	570	663	5,203	15	0	2	29	0	27	15	1	0	1	5,205	407	450
SNEC	Southern New England Conference	124	18	1,832	1,609	18,980	128	0	19	129	-6	111	18	11	5	0	19,105	979	883
Total:		598	75	44,184	42,839	123,732	881	0	95	597	34	620	146	224	64	2	124,283	29,481	29,174

Secretary's Statistical Report - Third Quarter 2018

Canada, SDA Church in

My Report 10/25/2018

Code	Organization	Churches	Companies	Church Attendance Second Sabbath Count	Church Attendance Seventh Sabbath Count	Church Membership at Beginning of Period	Members Added During Period					Members Subtracted During Period					Church Membership at End of Period	Sabbath School Attendance Second Sabbath Count	Sabbath School Attendance Seventh Sabbath Count
							Baptisms	Former Members' Baptisms	Professions of Faith	Letters Received	Adjustments	Letters Granted	Deaths	Dropped	Missing	Adjustments			
ALBC	Alberta Conference	68	15	0	0	11,827	43	0	21	96	0	74	20	10	1	0	11,882	0	0
BCOC	British Columbia Conference	82	16	2,802	2,268	11,320	50	0	8	38	0	22	32	3	-5	1	11,363	764	670
MSKC	Manitoba-Saskatchewan Conference	34	3	2,088	2,071	4,084	15	0	1	42	0	12	9	1	0	0	4,120	1,493	1,459
MRTC	Maritime Conference of the Seventh-day Adventist Church, Inc.	27	4	798	705	1,642	5	0	3	13	0	11	2	1	0	0	1,649	526	531
ONTC	Ontario Conference	127	31	0	0	33,600	104	0	29	167	0	159	42	9	-2	9	33,683	0	0
QUBC	Quebec Conference	42	11	2,910	3,385	8,390	69	0	12	16	0	12	5	2	0	1	8,467	1,570	1,710
NWFL	SDA Church in Newfoundland and Labrador	8	3	0	0	513	2	0	0	0	0	3	2	0	0	0	510	0	0
Total:		388	83	8,598	8,429	71,376	288	0	74	372	0	293	112	26	-6	11	71,674	4,353	4,370

Secretary's Statistical Report - Third Quarter 2018

Columbia Union Conference

My Report 10/25/2018

							Members Added During Period					Members Subtracted During Period							
Code	Organization	Churches	Companies	Church Attendance Second Sabbath Count	Church Attendance Seventh Sabbath Count	Church Membership at Beginning of Period	Baptisms	Former Members' Baptisms	Professions of Faith	Letters Received	Adjustments	Letters Granted	Deaths	Dropped	Missing	Adjustments	Church Membership at End of Period	Sabbath School Attendance Second Sabbath Count	Sabbath School Attendance Seventh Sabbath Count
ALEC	Allegheny East Conference	134	30	4,242	4,793	41,422	322	0	37	111	248	145	42	68	36	0	41,849	1,508	1,499
ALWC	Allegheny West Conference	58	5	1,615	1,358	16,862	94	0	19	21	0	20	29	37	11	10	16,889	876	705
CHSC	Chesapeake Conference	69	12	3,137	2,276	15,874	53	0	40	137	0	96	24	3	24	5	15,952	1,841	1,313
MTVC	Mountain View Conference	34	4	1,011	897	2,263	15	0	4	17	2	15	8	6	0	0	2,272	681	591
NJRC	New Jersey Conference of Seventh-day Adventists, Inc.	92	10	1,648	1,597	16,716	153	0	14	72	0	95	15	22	38	11	16,774	3,874	3,625
OHIC	Ohio Conference	92	7	2,458	2,507	11,857	100	0	15	58	0	69	15	17	10	3	11,916	1,209	1,169
PNAC	Pennsylvania Conference	118	4	4,511	4,536	12,081	100	0	32	118	0	110	27	17	8	3	12,166	2,915	2,774
POTC	Potomac Conference	145	24	16,424	17,000	36,349	253	0	73	187	0	219	46	51	16	5	36,525	10,788	10,814
Total:		742	96	35,046	34,964	153,424	1,090	0	234	721	250	769	206	221	143	37	154,343	23,692	22,490

Secretary's Statistical Report - Third Quarter 2018

Lake Union Conference






My Report 10/25/2018

							Members Added During Period					Members Subtracted During Period							
Code	Organization	Churches	Companies	Church Attendance Second Sabbath Count	Church Attendance Seventh Sabbath Count	Church Membership at Beginning of Period	Baptisms	Former Members' Baptisms	Professions of Faith	Letters Received	Adjustments	Letters Granted	Deaths	Dropped	Missing	Adjustments	Church Membership at End of Period	Sabbath School Attendance Second Sabbath Count	Sabbath School Attendance Seventh Sabbath Count
ILNC	Illinois Conference	102	14	0	0	13,768	74	0	7	52	0	75	22	4	25	13	13,762	0	0
INDC	Indiana Conference	69	9	0	0	8,729	64	0	10	42	0	35	13	2	2	3	8,790	0	0
LKRC	Lake Region Conference	108	0	0	0	31,542	57	0	20	29	0	45	16	3	-1	29	31,556	0	0
MICC	Michigan Conference	162	24	0	0	26,712	135	0	6	198	0	235	81	34	22	14	26,665	0	0
WISC	Wisconsin Conference	65	11	3,140	3,110	7,714	38	0	5	38	0	33	22	5	143	0	7,592	2,239	2,185
Total:		506	58	3,140	3,110	88,465	368	0	48	359	0	423	154	48	191	59	88,365	2,239	2,185

Secretary's Statistical Report by Country - Third Quarter 2018

Guam-Micronesia Mission

My Report 10/25/2018

Country	Churches	Companies	Church Attendance Second Sabbath Count	Church Attendance Seventh Sabbath Count	Church Membership at Beginning of Period	Members Added During Period					Members Subtracted During Period					Church Membership at End of Period	Sabbath School Attendance Second Sabbath Count	Sabbath School Attendance Seventh Sabbath Count	
						Baptisms	Former Members' Baptisms	Professions of Faith	Letters Received	Adjustments	Letters Granted	Deaths	Dropped	Missing	Adjustments				
 Micronesia	4	2	0	502	1,774	0	0	0	0	0	0	0	0	0	0	0	1,774	0	0
 Guam	7	2	0	615	1,418	10	0	0	1	0	4	1	0	0	0	0	1,424	0	0
 Marshall Islands	3	4	0	386	899	7	0	0	0	0	0	0	0	0	0	0	906	0	0
 Northern Mariana Islands	1	4	0	256	346	0	0	0	0	0	0	0	0	0	0	0	346	0	0
 Palau	4	3	0	371	1,328	3	0	2	1	0	0	1	0	0	0	0	1,333	0	0
Total:	19	15	0	2,130	5,765	20	0	2	2	0	4	2	0	0	0	0	5,783	0	0

Secretary's Statistical Report - Third Quarter 2018

Mid-America Union Conference

My Report 10/26/2018

							Members Added During Period					Members Subtracted During Period							
Code	Organization	Churches	Companies	Church Attendance Second Sabbath Count	Church Attendance Seventh Sabbath Count	Church Membership at Beginning of Period	Baptisms	Former Members' Baptisms	Professions of Faith	Letters Received	Adjustments	Letters Granted	Deaths	Dropped	Missing	Adjustments	Church Membership at End of Period	Sabbath School Attendance Second Sabbath Count	Sabbath School Attendance Seventh Sabbath Count
CSTC	Central States Conference	36	14	2,098	2,300	8,635	36	0	13	17	1	34	10	2	0	0	8,656	381	474
DAKC	Dakota Conference	43	2	1,457	1,234	3,999	15	0	1	29	0	25	8	5	-1	0	4,007	1,045	838
IWMC	Iowa-Missouri Conference	107	11	4,336	4,218	11,985	66	0	10	158	5	146	28	7	10	0	12,033	2,806	2,602
KSNC	Kansas-Nebraska Conference	95	5	6,391	6,423	11,783	57	0	16	72	0	58	36	16	65	2	11,751	5,168	5,186
MINC	Minnesota Conference	77	13	2,479	1,699	10,339	63	0	20	70	0	71	21	4	-4	1	10,399	1,582	1,137
RMTC	Rocky Mountain Conference	106	15	462	1,069	18,135	96	0	17	119	0	119	31	119	564	3	17,531	400	933
Total:		464	60	17,223	16,943	64,876	333	0	77	465	6	453	134	153	634	6	64,377	11,382	11,170

Secretary's Statistical Report - Third Quarter 2018

Pacific Union Conference

My Report 10/25/2018

Code	Organization	Churches	Companies	Church Attendance Second Sabbath Count	Church Attendance Seventh Sabbath Count	Church Membership at Beginning of Period	Members Added During Period					Members Subtracted During Period					Church Membership at End of Period	Sabbath School Attendance Second Sabbath Count	Sabbath School Attendance Seventh Sabbath Count
							Baptisms	Former Members' Baptisms	Professions of Faith	Letters Received	Adjustments	Letters Granted	Deaths	Dropped	Missing	Adjustments			
ARZC	Arizona Conference	79	15	5,451	4,868	20,591	155	0	22	139	0	129	42	7	20	11	20,698	2,994	2,273
CCAC	Central California Conference of SDA	132	15	3,332	7,386	37,905	136	0	12	188	14	193	69	12	23	51	37,907	2,233	4,788
HWIC	Hawaii Conference	31	2	388	592	6,309	24	0	5	27	0	26	10	0	0	4	6,325	0	89
NVUC	Nevada-Utah Conference	49	7	1,382	1,488	10,422	53	0	7	44	0	44	11	2	13	35	10,421	788	733
NCAC	Northern California Conference of Seventh-day Adventists	145	17	9,254	8,652	40,581	155	0	49	190	0	156	79	-23	23	8	40,732	1,045	1,132
SECC	Southeastern California Conference	151	11	6,181	6,315	69,891	338	0	81	770	0	758	94	133	-3	21	70,077	3,312	2,939
SCAC	Southern California Conference	127	25	16,717	17,032	40,663	207	0	145	127	0	173	73	11	322	8	40,555	9,107	9,094
Total:		714	92	42,705	46,333	226,362	1,068	0	321	1,485	14	1,479	378	142	398	138	226,715	19,479	21,048

Secretary's Statistical Report - Third Quarter 2018

North Pacific Union Conference

My Report 10/25/2018

							Members Added During Period					Members Subtracted During Period							
Code	Organization	Churches	Companies	Church Attendance Second Sabbath Count	Church Attendance Seventh Sabbath Count	Church Membership at Beginning of Period	Baptisms	Former Members' Baptisms	Professions of Faith	Letters Received	Adjustments	Letters Granted	Deaths	Dropped	Missing	Adjustments	Church Membership at End of Period	Sabbath School Attendance Second Sabbath Count	Sabbath School Attendance Seventh Sabbath Count
ALAC	Alaska Conference	28	5	0	0	3,936	4	0	1	13	0	11	10	4	0	2	3,927	0	0
IDHC	Idaho Conference of Seventh-day Adventists, Inc.	44	7	0	0	6,899	27	0	5	65	0	50	8	3	43	2	6,890	0	0
MNTC	Montana Conference	36	5	0	0	4,002	12	0	0	24	0	27	11	2	-1	1	3,998	0	0
ORGC	Oregon Conference	133	16	0	0	36,583	159	0	17	212	0	191	73	45	27	5	36,630	0	0
UCLC	Upper Columbia Conference	114	13	0	0	27,144	67	0	14	189	0	173	47	10	145	1	27,038	0	0
WSHC	Washington Conference	91	17	0	0	23,658	69	0	15	109	0	106	28	-4	49	9	23,663	0	0
Total:		446	63	0	0	102,222	338	0	52	612	0	558	177	60	263	20	102,146	0	0

Secretary's Statistical Report - Third Quarter 2018

Southern Union Conference

My Report 10/25/2018

Code	Organization	Churches	Companies	Church Attendance Second Sabbath Count	Church Attendance Seventh Sabbath Count	Church Membership at Beginning of Period	Members Added During Period					Members Subtracted During Period					Church Membership at End of Period	Sabbath School Attendance Second Sabbath Count	Sabbath School Attendance Seventh Sabbath Count
							Baptisms	Former Members' Baptisms	Professions of Faith	Letters Received	Adjustments	Letters Granted	Deaths	Dropped	Missing	Adjustments			
CRLC *	Carolina Conference	131	28	6,981	7,650	23,420	241	0	56	339	0	322	48	42	31	3	23,610	6,068	6,677
FLRC *	Florida Conference	209	64	0	0	64,199	416	0	211	620	0	539	154	215	331	2	64,205	0	0
GCMC *	Georgia-Cumberland Conference	175	36	0	0	40,859	215	0	45	398	0	346	75	29	6	10	41,051	0	0
GSTC *	Gulf States Conference	80	13	2,808	2,914	12,866	151	0	21	125	0	115	27	35	3	5	12,978	1,689	1,720
KTNC *	Kentucky-Tennessee Conference	98	13	1,793	1,657	15,316	113	0	22	212	0	192	60	6	0	9	15,396	1,523	1,420
SALC *	South Atlantic Conference	144	27	0	0	49,491	181	0	26	100	0	61	37	15	17	11	49,657	0	0
SSCC *	South Central Conference	151	9	918	0	36,210	179	0	19	83	2	79	54	6	12	0	36,342	187	0
SSEC *	Southeastern Conference	148	15	2,452	2,333	54,049	445	0	138	292	105	393	43	32	30	121	54,410	1,903	1,911
Total:		1,136	205	14,952	14,554	296,410	1,941	0	538	2,169	107	2,047	498	380	430	161	297,649	11,370	11,728

Secretary's Statistical Report - Third Quarter 2018

Southwestern Union Conference

My Report 10/25/2018

							Members Added During Period					Members Subtracted During Period							
Code	Organization	Churches	Companies	Church Attendance Second Sabbath Count	Church Attendance Seventh Sabbath Count	Church Membership at Beginning of Period	Baptisms	Former Members' Baptisms	Professions of Faith	Letters Received	Adjustments	Letters Granted	Deaths	Dropped	Missing	Adjustments	Church Membership at End of Period	Sabbath School Attendance Second Sabbath Count	Sabbath School Attendance Seventh Sabbath Count
ARLC	Arkansas-Louisiana Conference	89	17	2,381	3,422	13,248	36	0	17	107	1	83	21	5	43	0	13,257	907	1,482
OKLC	Oklahoma Conference	75	6	1,593	2,795	8,685	42	0	10	50	-12	60	31	61	3	0	8,620	642	825
SWRC	Southwest Region Conference	95	20	5,075	4,036	26,953	165	0	11	91	0	235	15	2	148	0	26,820	1,888	1,601
TXSC	Texas Conference	250	60	22,906	11,585	59,824	550	0	72	541	0	509	76	35	248	39	60,080	16,506	8,952
TXCC	Texico Conference	70	6	3,110	3,504	12,077	81	0	4	97	0	91	18	26	69	3	12,052	1,628	1,948
Total:		579	109	35,065	25,342	120,787	874	0	114	886	-11	978	161	129	511	42	120,829	21,571	14,808