

Secretary's Statistical Report - Fourth Quarter 2014

North American Division

My Report 01/30/2015

| Code | Organization | Churches | Companies | Church Attendance Second Sabbath Count | Church Attendance Seventh Sabbath Count | Church Membership at Beginning of Period | Members Added During Period | | | | Members Subtracted During Period | | | | | Church Membership at End of Period | Sabbath School Attendance Second Sabbath Count | Sabbath School Attendance Seventh Sabbath Count |
|---------------|------------------------------------|--------------|------------|--|---|--|-----------------------------|----------------------|------------------|-------------|----------------------------------|--------------|------------|--------------|-------------|------------------------------------|--|---|
| | | | | | | | Baptisms | Professions of Faith | Letters Received | Adjustments | Letters Granted | Deaths | Dropped | Missing | Adjustments | | | |
| ATUC | Atlantic Union Conference | 579 | 68 | 34,951 | 34,337 | 115,021 | 1,006 | 169 | 533 | 66 | 621 | 154 | 69 | 191 | 10 | 115,750 | 27,517 | 27,921 |
| SCIC | Canada, SDA Church in | 377 | 81 | 2,965 | 36,431 | 67,382 | 624 | 94 | 526 | 11 | 445 | 95 | 49 | 100 | 51 | 67,897 | 2,158 | 28,162 |
| COUC | Columbia Union Conference | 701 | 98 | 34,909 | 35,972 | 141,529 | 1,369 | 260 | 712 | 103 | 764 | 163 | 99 | 82 | 56 | 142,809 | 21,992 | 22,517 |
| GUMM | Guam-Micronesia Mission | 21 | 14 | 0 | 0 | 5,154 | 76 | 2 | 5 | 6 | 4 | 5 | 0 | 0 | 0 | 5,234 | 0 | 0 |
| LKUC | Lake Union Conference | 501 | 57 | 3,501 | 3,767 | 86,208 | 606 | 84 | 420 | 17 | 443 | 164 | 57 | 137 | 17 | 86,517 | 2,628 | 2,790 |
| MAUC | Mid-America Union Conference | 455 | 64 | 15,835 | 14,034 | 67,931 | 405 | 88 | 491 | 16 | 458 | 160 | 57 | 84 | 22 | 68,150 | 5,944 | 4,211 |
| NAD-I | North American Division (Internal) | 1 | 0 | 0 | 0 | 25 | 0 | 0 | 0 | 0 | 0 | 0 | 0 | 0 | 0 | 25 | 0 | 0 |
| NPUC | North Pacific Union Conference | 440 | 69 | 0 | 0 | 99,371 | 673 | 97 | 323 | 5 | 262 | 222 | 68 | 107 | 21 | 99,789 | 0 | 0 |
| PAUC | Pacific Union Conference | 707 | 96 | 14,917 | 22,824 | 225,279 | 1,381 | 246 | 1,441 | 30 | 1,454 | 355 | 78 | 1,255 | 106 | 225,129 | 7,472 | 8,965 |
| NSUC | Southern Union Conference | 1,104 | 185 | 13,866 | 12,022 | 276,640 | 2,322 | 495 | 1,874 | 2 | 1,621 | 427 | 365 | 382 | 16 | 278,522 | 10,241 | 9,255 |
| SWUC | Southwestern Union Conference | 569 | 90 | 45,427 | 46,839 | 110,552 | 1,027 | 188 | 746 | 0 | 637 | 139 | 29 | 153 | 11 | 111,544 | 30,027 | 32,198 |
| Total: | | 5,455 | 822 | 166,371 | 206,226 | 1,195,092 | 9,489 | 1,723 | 7,071 | 256 | 6,709 | 1,884 | 871 | 2,491 | 310 | 1,201,366 | 107,979 | 136,019 |

Secretary's Statistical Report - Fourth Quarter 2014

Atlantic Union Conference

My Report 01/22/2015

| | | | | | | | Members Added During Period | | | | Members Subtracted During Period | | | | | | | |
|---------------|---------------------------------|------------|-----------|--|---|--|-----------------------------|----------------------|------------------|-------------|----------------------------------|------------|-----------|------------|-------------|------------------------------------|--|---|
| Code | Organization | Churches | Companies | Church Attendance Second Sabbath Count | Church Attendance Seventh Sabbath Count | Church Membership at Beginning of Period | Baptisms | Professions of Faith | Letters Received | Adjustments | Letters Granted | Deaths | Dropped | Missing | Adjustments | Church Membership at End of Period | Sabbath School Attendance Second Sabbath Count | Sabbath School Attendance Seventh Sabbath Count |
| BERC * | Bermuda Conference | 11 | 1 | 979 | 1,058 | 3,899 | 12 | 3 | 18 | 0 | 8 | 2 | 0 | 0 | 0 | 3,922 | 557 | 665 |
| GNYC * | Greater New York Conference | 154 | 17 | 20,978 | 22,254 | 28,111 | 249 | 71 | 99 | 0 | 143 | 34 | 36 | 160 | 0 | 28,157 | 21,012 | 22,150 |
| NYKC * | New York Conference | 61 | 3 | 1,343 | 1,260 | 5,706 | 26 | 12 | 14 | 0 | 20 | 17 | 2 | 0 | 3 | 5,716 | 1,007 | 933 |
| ANEC * | Northeastern Conference | 178 | 22 | 3,402 | 3,712 | 54,636 | 454 | 37 | 194 | 66 | 266 | 57 | 14 | 12 | 0 | 55,038 | 2,214 | 1,746 |
| NNEC * | Northern New England Conference | 59 | 5 | 814 | 764 | 5,285 | 25 | 0 | 30 | 0 | 48 | 10 | 3 | 0 | 0 | 5,279 | 569 | 585 |
| SNEC * | Southern New England Conference | 116 | 20 | 7,435 | 5,289 | 17,384 | 240 | 46 | 178 | 0 | 136 | 34 | 14 | 19 | 6 | 17,639 | 2,158 | 1,842 |
| Total: | | 579 | 68 | 34,951 | 34,337 | 115,021 | 1,006 | 169 | 533 | 66 | 621 | 154 | 69 | 191 | 9 | 115,751 | 27,517 | 27,921 |

Secretary's Statistical Report - Fourth Quarter 2014

Canada, SDA Church in

My Report 01/30/2015

| | | | | | | | Members Added During Period | | | | Members Subtracted During Period | | | | | | | |
|---------------|---|------------|-----------|--|---|--|-----------------------------|----------------------|------------------|-------------|----------------------------------|-----------|-----------|------------|-------------|------------------------------------|--|---|
| Code | Organization | Churches | Companies | Church Attendance Second Sabbath Count | Church Attendance Seventh Sabbath Count | Church Membership at Beginning of Period | Baptisms | Professions of Faith | Letters Received | Adjustments | Letters Granted | Deaths | Dropped | Missing | Adjustments | Church Membership at End of Period | Sabbath School Attendance Second Sabbath Count | Sabbath School Attendance Seventh Sabbath Count |
| ALBC | Alberta Conference | 64 | 15 | 0 | 0 | 11,077 | 95 | 7 | 96 | 0 | 66 | 11 | 22 | 47 | 16 | 11,113 | 0 | 0 |
| BCOC | British Columbia Conference | 81 | 18 | 0 | 6,036 | 11,305 | 89 | 12 | 97 | 0 | 93 | 28 | 8 | 0 | 3 | 11,371 | 0 | 2,984 |
| MSKC | Manitoba-Saskatchewan Conference | 34 | 2 | 2,118 | 2,001 | 3,767 | 56 | 5 | 33 | 0 | 17 | 6 | 0 | 0 | 2 | 3,836 | 1,575 | 1,475 |
| MRTC | Maritime Conference of the Seventh-day Adventist Church, Inc. | 26 | 3 | 747 | 733 | 1,629 | 5 | 1 | 15 | 0 | 20 | 6 | 0 | 0 | 0 | 1,624 | 511 | 591 |
| ONTC | Ontario Conference | 125 | 23 | 0 | 27,521 | 31,550 | 290 | 51 | 168 | 0 | 153 | 29 | 13 | 52 | 30 | 31,782 | 0 | 23,052 |
| QUBC | Quebec Conference | 39 | 15 | 0 | 0 | 7,419 | 89 | 17 | 59 | 11 | 35 | 9 | 4 | 1 | 0 | 7,546 | 0 | 0 |
| NWFL | SDA Church in Newfoundland and Labrador | 8 | 5 | 100 | 140 | 635 | 0 | 1 | 58 | 0 | 61 | 6 | 2 | 0 | 0 | 625 | 72 | 60 |
| Total: | | 377 | 81 | 2,965 | 36,431 | 67,382 | 624 | 94 | 526 | 11 | 445 | 95 | 49 | 100 | 51 | 67,897 | 2,158 | 28,162 |

Secretary's Statistical Report - Fourth Quarter 2014

Columbia Union Conference






My Report 01/29/2015

| | | | | | | | Members Added During Period | | | | Members Subtracted During Period | | | | | | | |
|---------------|---|------------|-----------|--|---|--|-----------------------------|----------------------|------------------|-------------|----------------------------------|------------|-----------|-----------|-------------|------------------------------------|--|---|
| Code | Organization | Churches | Companies | Church Attendance Second Sabbath Count | Church Attendance Seventh Sabbath Count | Church Membership at Beginning of Period | Baptisms | Professions of Faith | Letters Received | Adjustments | Letters Granted | Deaths | Dropped | Missing | Adjustments | Church Membership at End of Period | Sabbath School Attendance Second Sabbath Count | Sabbath School Attendance Seventh Sabbath Count |
| ALEC | Allegheny East Conference | 116 | 32 | 4,065 | 4,333 | 38,093 | 186 | 38 | 124 | 103 | 139 | 29 | 4 | -3 | 6 | 38,369 | 1,822 | 2,115 |
| ALWC | Allegheny West Conference | 54 | 9 | 2,633 | 2,477 | 14,774 | 312 | 23 | 39 | 0 | 31 | 14 | 6 | 3 | 1 | 15,093 | 1,398 | 1,316 |
| CHSC | Chesapeake Conference | 68 | 9 | 2,816 | 3,153 | 14,566 | 120 | 29 | 111 | 0 | 127 | 22 | 40 | -1 | 17 | 14,621 | 1,653 | 1,645 |
| MTVC | Mountain View Conference | 33 | 2 | 1,229 | 1,190 | 2,310 | 13 | 0 | 11 | 0 | 18 | 6 | 5 | 4 | 0 | 2,301 | 1,082 | 1,253 |
| NJRC | New Jersey Conference of Seventh-day Adventists, Inc. | 88 | 6 | 963 | 1,076 | 15,319 | 270 | 48 | 51 | 0 | 59 | 11 | 16 | 14 | 6 | 15,582 | 539 | 569 |
| OHIC | Ohio Conference | 90 | 7 | 2,360 | 1,294 | 11,623 | 53 | 18 | 42 | 0 | 76 | 17 | 1 | -1 | 0 | 11,643 | 1,341 | 702 |
| PNAC | Pennsylvania Conference | 112 | 8 | 3,999 | 4,315 | 11,159 | 111 | 27 | 120 | 0 | 118 | 39 | 6 | 4 | 4 | 11,246 | 2,626 | 2,735 |
| POTC | Potomac Conference | 140 | 25 | 16,844 | 18,134 | 33,685 | 304 | 77 | 214 | 0 | 196 | 25 | 21 | 62 | 22 | 33,954 | 11,531 | 12,182 |
| Total: | | 701 | 98 | 34,909 | 35,972 | 141,529 | 1,369 | 260 | 712 | 103 | 764 | 163 | 99 | 82 | 56 | 142,809 | 21,992 | 22,517 |

Secretary's Statistical Report by Country - Fourth Quarter 2014

Guam-Micronesia Mission

My Report 01/28/2015

| Country | Churches | Companies | Church Attendance Second Sabbath Count | Church Attendance Seventh Sabbath Count | Church Membership at Beginning of Period | Members Added During Period | | | | Members Subtracted During Period | | | | | Church Membership at End of Period | Sabbath School Attendance Second Sabbath Count | Sabbath School Attendance Seventh Sabbath Count |
|--|-----------|-----------|--|---|--|-----------------------------|----------------------|------------------|-------------|----------------------------------|----------|----------|----------|-------------|------------------------------------|--|---|
| | | | | | | Baptisms | Professions of Faith | Letters Received | Adjustments | Letters Granted | Deaths | Dropped | Missing | Adjustments | | | |
|  Micronesia (Federated States of) | 7 | 0 | 0 | 0 | 1,666 | 43 | 0 | 1 | 6 | 0 | 0 | 0 | 0 | 0 | 1,716 | 0 | 0 |
|  Guam | 7 | 2 | 0 | 0 | 1,253 | 5 | 2 | 2 | 0 | 4 | 3 | 0 | 0 | 0 | 1,255 | 0 | 0 |
|  Marshall Islands | 3 | 6 | 0 | 0 | 750 | 1 | 0 | 0 | 0 | 0 | 0 | 0 | 0 | 0 | 751 | 0 | 0 |
|  Northern Mariana Islands | 1 | 3 | 0 | 0 | 315 | 15 | 0 | 0 | 0 | 0 | 2 | 0 | 0 | 0 | 328 | 0 | 0 |
|  Palau | 3 | 3 | 0 | 0 | 1,170 | 12 | 0 | 2 | 0 | 0 | 0 | 0 | 0 | 0 | 1,184 | 0 | 0 |
| Total: | 21 | 14 | 0 | 0 | 5,154 | 76 | 2 | 5 | 6 | 4 | 5 | 0 | 0 | 0 | 5,234 | 0 | 0 |

Secretary's Statistical Report - Fourth Quarter 2014

Lake Union Conference

My Report 02/09/2015

| | | | | | | | Members Added During Period | | | | Members Subtracted During Period | | | | | | | |
|---------------|------------------------|------------|-----------|--|---|--|-----------------------------|----------------------|------------------|-------------|----------------------------------|------------|-----------|------------|-------------|------------------------------------|--|---|
| Code | Organization | Churches | Companies | Church Attendance Second Sabbath Count | Church Attendance Seventh Sabbath Count | Church Membership at Beginning of Period | Baptisms | Professions of Faith | Letters Received | Adjustments | Letters Granted | Deaths | Dropped | Missing | Adjustments | Church Membership at End of Period | Sabbath School Attendance Second Sabbath Count | Sabbath School Attendance Seventh Sabbath Count |
| ILNC | Illinois Conference | 99 | 17 | 0 | 0 | 13,465 | 83 | 14 | 79 | 15 | 72 | 24 | 12 | 36 | 0 | 13,512 | 0 | 0 |
| INDC | Indiana Conference | 68 | 6 | 0 | 0 | 8,106 | 82 | 8 | 45 | 0 | 60 | 24 | 13 | 12 | 2 | 8,130 | 0 | 0 |
| LKRC | Lake Region Conference | 105 | 1 | 0 | 0 | 30,923 | 155 | 28 | 38 | 0 | 54 | 27 | 8 | 0 | 13 | 31,042 | 0 | 0 |
| MICC | Michigan Conference | 162 | 25 | 0 | 0 | 26,142 | 212 | 19 | 212 | 2 | 193 | 76 | 21 | 91 | 0 | 26,206 | 0 | 0 |
| WISC | Wisconsin Conference | 67 | 8 | 3,501 | 3,767 | 7,572 | 74 | 15 | 46 | 0 | 64 | 13 | 3 | -2 | 2 | 7,627 | 2,628 | 2,790 |
| Total: | | 501 | 57 | 3,501 | 3,767 | 86,208 | 606 | 84 | 420 | 17 | 443 | 164 | 57 | 137 | 17 | 86,517 | 2,628 | 2,790 |

Secretary's Statistical Report - Fourth Quarter 2014

Mid-America Union Conference

My Report 01/29/2015

| | | | | | | | Members Added During Period | | | | Members Subtracted During Period | | | | | | | |
|---------------|----------------------------|------------|-----------|--|---|--|-----------------------------|----------------------|------------------|-------------|----------------------------------|------------|-----------|-----------|-------------|------------------------------------|--|---|
| Code | Organization | Churches | Companies | Church Attendance Second Sabbath Count | Church Attendance Seventh Sabbath Count | Church Membership at Beginning of Period | Baptisms | Professions of Faith | Letters Received | Adjustments | Letters Granted | Deaths | Dropped | Missing | Adjustments | Church Membership at End of Period | Sabbath School Attendance Second Sabbath Count | Sabbath School Attendance Seventh Sabbath Count |
| CSTC | Central States Conference | 36 | 18 | 6,070 | 7,178 | 13,900 | 32 | 0 | 34 | 0 | 31 | 11 | 2 | 0 | 11 | 13,911 | 0 | 0 |
| DAKC | Dakota Conference | 45 | 3 | 1,111 | 794 | 4,030 | 15 | 2 | 67 | 0 | 55 | 13 | 13 | 53 | 2 | 3,978 | 710 | 620 |
| IWMC | Iowa-Missouri Conference | 106 | 6 | 4,267 | 4,440 | 11,675 | 76 | 6 | 98 | 14 | 110 | 33 | 31 | -2 | 0 | 11,697 | 2,895 | 2,964 |
| KSNC | Kansas-Nebraska Conference | 97 | 6 | 115 | 110 | 11,803 | 50 | 11 | 95 | 1 | 69 | 22 | 4 | 14 | 0 | 11,851 | 100 | 100 |
| MINC | Minnesota Conference | 72 | 11 | 4,272 | 1,512 | 9,019 | 110 | 26 | 71 | 1 | 55 | 19 | 3 | 4 | 0 | 9,146 | 2,239 | 527 |
| RMTC | Rocky Mountain Conference | 99 | 20 | 0 | 0 | 17,504 | 122 | 43 | 126 | 0 | 138 | 62 | 4 | 15 | 9 | 17,567 | 0 | 0 |
| Total: | | 455 | 64 | 15,835 | 14,034 | 67,931 | 405 | 88 | 491 | 16 | 458 | 160 | 57 | 84 | 22 | 68,150 | 5,944 | 4,211 |

Secretary's Statistical Report - Fourth Quarter 2014

North Pacific Union Conference

My Report 01/26/2015

| | | | | | | | Members Added During Period | | | | Members Subtracted During Period | | | | | | | |
|---------------|--|------------|-----------|--|---|--|-----------------------------|----------------------|------------------|-------------|----------------------------------|------------|-----------|------------|-------------|------------------------------------|--|---|
| Code | Organization | Churches | Companies | Church Attendance Second Sabbath Count | Church Attendance Seventh Sabbath Count | Church Membership at Beginning of Period | Baptisms | Professions of Faith | Letters Received | Adjustments | Letters Granted | Deaths | Dropped | Missing | Adjustments | Church Membership at End of Period | Sabbath School Attendance Second Sabbath Count | Sabbath School Attendance Seventh Sabbath Count |
| ALAC * | Alaska Conference | 29 | 6 | 0 | 0 | 3,851 | 11 | 1 | 10 | 0 | 11 | 6 | 0 | 0 | 8 | 3,848 | 0 | 0 |
| IDHC * | Idaho Conference of Seventh-day Adventists, Inc. | 45 | 5 | 0 | 0 | 6,515 | 26 | 2 | 39 | 0 | 22 | 19 | 3 | 0 | 1 | 6,537 | 0 | 0 |
| MNTC * | Montana Conference | 38 | 5 | 0 | 0 | 4,026 | 8 | 2 | 23 | 0 | 17 | 8 | 1 | 0 | 3 | 4,030 | 0 | 0 |
| ORGC * | Oregon Conference | 131 | 19 | 0 | 0 | 35,828 | 268 | 29 | 114 | 0 | 91 | 95 | 32 | 3 | 5 | 36,013 | 0 | 0 |
| UCLC * | Upper Columbia Conference | 110 | 17 | 0 | 0 | 26,229 | 177 | 24 | 75 | 5 | 76 | 57 | 26 | 102 | 0 | 26,249 | 0 | 0 |
| WSHC * | Washington Conference | 87 | 17 | 0 | 0 | 22,922 | 183 | 39 | 62 | 0 | 45 | 37 | 6 | 2 | 4 | 23,112 | 0 | 0 |
| Total: | | 440 | 69 | 0 | 0 | 99,371 | 673 | 97 | 323 | 5 | 262 | 222 | 68 | 107 | 21 | 99,789 | 0 | 0 |

Secretary's Statistical Report - Fourth Quarter 2014

Pacific Union Conference

My Report 01/28/2015

| | | | | | | | Members Added During Period | | | | Members Subtracted During Period | | | | | | | |
|---------------|--|------------|-----------|--|---|--|-----------------------------|----------------------|------------------|-------------|----------------------------------|------------|-----------|--------------|-------------|------------------------------------|--|---|
| Code | Organization | Churches | Companies | Church Attendance Second Sabbath Count | Church Attendance Seventh Sabbath Count | Church Membership at Beginning of Period | Baptisms | Professions of Faith | Letters Received | Adjustments | Letters Granted | Deaths | Dropped | Missing | Adjustments | Church Membership at End of Period | Sabbath School Attendance Second Sabbath Count | Sabbath School Attendance Seventh Sabbath Count |
| ARZC | Arizona Conference | 77 | 26 | 0 | 0 | 19,525 | 138 | 26 | 165 | 4 | 129 | 26 | 0 | 23 | 9 | 19,671 | 0 | 0 |
| CCAC * | Central California Conference of SDA | 133 | 6 | 0 | 0 | 36,964 | 427 | 31 | 183 | 0 | 200 | 46 | 4 | 11 | 0 | 37,344 | 4,040 | 0 |
| HWIC | Hawaii Conference | 29 | 3 | 0 | 0 | 5,974 | 28 | 1 | 37 | 1 | 40 | 13 | -1 | 13 | 3 | 5,973 | 0 | 0 |
| NVUC * | Nevada-Utah Conference | 48 | 7 | 0 | 0 | 9,876 | 91 | 17 | 67 | 3 | 67 | 27 | 1 | 8 | 11 | 9,940 | 0 | 0 |
| NCAC | Northern California Conference of Seventh-day Adventists | 141 | 15 | 8,560 | 8,458 | 39,993 | 151 | 16 | 301 | 12 | 299 | 76 | 30 | 30 | 51 | 39,987 | 0 | 0 |
| SECC | Southeastern California Conference | 147 | 14 | 6,357 | 7,396 | 70,527 | 325 | 92 | 464 | 8 | 455 | 105 | 33 | 274 | 26 | 70,523 | 3,432 | 3,871 |
| SCAC | Southern California Conference | 132 | 25 | 0 | 6,970 | 42,420 | 221 | 63 | 224 | 2 | 264 | 62 | 11 | 896 | 6 | 41,691 | 0 | 5,094 |
| Total: | | 707 | 96 | 14,917 | 22,824 | 225,279 | 1,381 | 246 | 1,441 | 30 | 1,454 | 355 | 78 | 1,255 | 106 | 225,129 | 7,472 | 8,965 |

Secretary's Statistical Report - Fourth Quarter 2014

Southern Union Conference

My Report 01/28/2015

| Code | Organization | Churches | Companies | Church Attendance Second Sabbath Count | Church Attendance Seventh Sabbath Count | Church Membership at Beginning of Period | Members Added During Period | | | | Members Subtracted During Period | | | | | Church Membership at End of Period | Sabbath School Attendance Second Sabbath Count | Sabbath School Attendance Seventh Sabbath Count |
|---------------|-------------------------------|--------------|------------|--|---|--|-----------------------------|----------------------|------------------|-------------|----------------------------------|------------|------------|------------|-------------|------------------------------------|--|---|
| | | | | | | | Baptisms | Professions of Faith | Letters Received | Adjustments | Letters Granted | Deaths | Dropped | Missing | Adjustments | | | |
| CRLC | Carolina Conference | 125 | 20 | 2,681 | 2,485 | 21,890 | 195 | 44 | 178 | 0 | 149 | 69 | 29 | 20 | 6 | 22,034 | 2,171 | 2,368 |
| FLRC | Florida Conference | 199 | 58 | 0 | 0 | 62,871 | 580 | 152 | 563 | 0 | 457 | 130 | 88 | 234 | 1 | 63,256 | 0 | 0 |
| GCMC | Georgia-Cumberland Conference | 166 | 38 | 0 | 0 | 38,217 | 298 | 61 | 472 | 0 | 397 | 71 | 20 | 5 | 4 | 38,551 | 0 | 0 |
| GSTC | Gulf States Conference | 80 | 7 | 1,932 | 1,664 | 11,780 | 127 | 12 | 186 | 0 | 180 | 20 | 2 | 0 | 2 | 11,901 | 1,403 | 1,083 |
| KTNC | Kentucky-Tennessee Conference | 98 | 10 | 2,066 | 2,066 | 14,301 | 63 | 12 | 123 | 0 | 103 | 30 | 5 | -1 | 2 | 14,360 | 1,475 | 1,514 |
| SALC | South Atlantic Conference | 147 | 25 | 0 | 0 | 46,685 | 391 | 89 | 114 | 0 | 132 | 39 | 7 | 19 | 0 | 47,082 | 0 | 0 |
| SSCC | South Central Conference | 147 | 11 | 808 | 0 | 33,020 | 337 | 37 | 112 | 0 | 102 | 33 | 166 | -11 | 0 | 33,216 | 380 | 0 |
| SSEC | Southeastern Conference | 142 | 16 | 6,379 | 5,807 | 47,876 | 331 | 88 | 126 | 2 | 101 | 35 | 48 | 116 | 1 | 48,122 | 4,812 | 4,290 |
| Total: | | 1,104 | 185 | 13,866 | 12,022 | 276,640 | 2,322 | 495 | 1,874 | 2 | 1,621 | 427 | 365 | 382 | 16 | 278,522 | 10,241 | 9,255 |

Secretary's Statistical Report - Fourth Quarter 2014

Southwestern Union Conference

My Report 01/22/2015

| | | | | | | | Members Added During Period | | | | Members Subtracted During Period | | | | | | | |
|---------------|-------------------------------|------------|-----------|--|---|--|-----------------------------|----------------------|------------------|-------------|----------------------------------|------------|-----------|------------|-------------|------------------------------------|--|---|
| Code | Organization | Churches | Companies | Church Attendance Second Sabbath Count | Church Attendance Seventh Sabbath Count | Church Membership at Beginning of Period | Baptisms | Professions of Faith | Letters Received | Adjustments | Letters Granted | Deaths | Dropped | Missing | Adjustments | Church Membership at End of Period | Sabbath School Attendance Second Sabbath Count | Sabbath School Attendance Seventh Sabbath Count |
| ARLC * | Arkansas-Louisiana Conference | 87 | 16 | 5,961 | 6,169 | 12,417 | 159 | 28 | 89 | 0 | 75 | 33 | 4 | 0 | 1 | 12,580 | 4,235 | 4,170 |
| OKLC * | Oklahoma Conference | 74 | 3 | 3,361 | 3,169 | 8,793 | 50 | 8 | 69 | 0 | 44 | 17 | 7 | 4 | 2 | 8,846 | 333 | 376 |
| SWRC * | Southwest Region Conference | 95 | 20 | 5,966 | 5,944 | 25,111 | 177 | 14 | 104 | 0 | 114 | 14 | 7 | 77 | 0 | 25,194 | 68 | 712 |
| TXSC * | Texas Conference | 242 | 45 | 25,491 | 26,847 | 52,121 | 501 | 95 | 418 | 0 | 345 | 52 | 7 | 72 | 8 | 52,651 | 22,383 | 23,689 |
| TXCC * | Texico Conference | 71 | 6 | 4,648 | 4,710 | 12,110 | 140 | 43 | 66 | 0 | 59 | 23 | 4 | 0 | 0 | 12,273 | 3,008 | 3,251 |
| Total: | | 569 | 90 | 45,427 | 46,839 | 110,552 | 1,027 | 188 | 746 | 0 | 637 | 139 | 29 | 153 | 11 | 111,544 | 30,027 | 32,198 |