

# Secretary's Statistical Report - Fourth Quarter 2017

North American Division

My Report 01/30/2018

Code	Organization	Churches	Companies	Church Attendance Second Sabbath Count	Church Attendance Seventh Sabbath Count	Church Membership at Beginning of Period	Members Added During Period					Members Subtracted During Period					Church Membership at End of Period	Sabbath School Attendance Second Sabbath Count	Sabbath School Attendance Seventh Sabbath Count	
							Baptisms	Former Members' Baptisms	Professions of Faith	Letters Received	Adjustments	Letters Granted	Deaths	Dropped	Missing	Adjustments				
NAD-I *	North American Division (Internal)	1	0	0	0	22	0	0	0	0	0	0	0	0	0	0	0	22	0	0
ATUC *	Atlantic Union Conference	598	78	43,257	45,688	122,294	880	11	288	600	57	646	177	92	155	0	123,060	25,993	27,499	
SCIC *	Canada, SDA Church in	386	82	9,075	7,802	71,020	454	4	138	427	4	369	121	56	134	16	71,351	4,236	5,088	
COUC *	Columbia Union Conference	731	98	37,810	38,337	151,227	1,528	35	268	933	299	973	228	246	262	99	152,482	20,721	27,000	
LKUC *	Lake Union Conference	500	59	4,026	4,017	87,901	593	2	117	520	-12	508	129	35	38	0	88,411	2,754	2,782	
MAUC *	Mid-America Union Conference	455	67	21,073	19,355	70,527	489	8	175	493	7	464	187	202	177	5,831	64,838	13,536	12,023	
NPUC *	North Pacific Union Conference	447	66	0	0	101,437	595	0	129	395	0	258	269	47	53	20	101,909	0	0	
PAUC *	Pacific Union Conference	712	93	43,204	39,857	225,978	1,338	11	284	1,209	66	1,305	356	263	89	142	226,731	19,437	18,585	
NSUC *	Southern Union Conference	1,134	198	10,881	11,182	292,970	2,802	78	473	2,366	27	2,086	465	337	521	18	295,289	8,074	7,852	
SWUC *	Southwestern Union Conference	577	101	37,836	36,148	119,305	1,027	1	208	599	-27	573	143	331	111	1	119,954	22,187	22,893	
GUMM *	Guam-Micronesia Mission	20	14	0	2,188	5,584	30	0	2	12	45	5	0	0	0	0	5,668	0	0	
<b>Total:</b>		<b>5,561</b>	<b>856</b>	<b>207,162</b>	<b>204,574</b>	<b>1,248,265</b>	<b>9,736</b>	<b>150</b>	<b>2,082</b>	<b>7,554</b>	<b>466</b>	<b>7,187</b>	<b>2,075</b>	<b>1,609</b>	<b>1,540</b>	<b>6,127</b>	<b>1,249,715</b>	<b>116,938</b>	<b>123,722</b>	

# Secretary's Statistical Report - Fourth Quarter 2017

North American Division (Internal)

My Report 01/29/2018

							Members Added During Period					Members Subtracted During Period							
Code	Organization	Churches	Companies	Church Attendance Second Sabbath Count	Church Attendance Seventh Sabbath Count	Church Membership at Beginning of Period	Baptisms	Former Members' Baptisms	Professions of Faith	Letters Received	Adjustments	Letters Granted	Deaths	Dropped	Missing	Adjustments	Church Membership at End of Period	Sabbath School Attendance Second Sabbath Count	Sabbath School Attendance Seventh Sabbath Count
NAD-I	North American Division (Internal)	1	0	0	0	22	0	0	0	0	0	0	0	0	0	0	22	0	0

# Secretary's Statistical Report - Fourth Quarter 2017

Atlantic Union Conference

My Report 01/30/2018

							Members Added During Period					Members Subtracted During Period							
Code	Organization	Churches	Companies	Church Attendance Second Sabbath Count	Church Attendance Seventh Sabbath Count	Church Membership at Beginning of Period	Baptisms	Former Members' Baptisms	Professions of Faith	Letters Received	Adjustments	Letters Granted	Deaths	Dropped	Missing	Adjustments	Church Membership at End of Period	Sabbath School Attendance Second Sabbath Count	Sabbath School Attendance Seventh Sabbath Count
BERC *	Bermuda Conference	11	1	1,457	1,490	4,027	6	0	2	9	0	14	17	0	0	0	4,013	375	468
GNYC *	Greater New York Conference	161	25	29,222	29,755	30,164	386	8	177	158	-7	167	41	60	-4	0	30,622	20,554	21,406
NYKC *	New York Conference	65	3	657	1,393	5,887	13	2	29	22	0	26	8	0	0	0	5,919	465	997
ANEC *	Northeastern Conference	184	23	7,883	9,363	58,217	291	1	41	197	59	241	68	19	156	0	58,322	2,453	2,504
NNEC *	Northern New England Conference	56	5	1,004	1,364	5,235	11	0	0	42	0	31	19	4	0	0	5,234	638	939
SNEC *	Southern New England Conference	121	21	3,034	2,323	18,764	173	0	39	172	5	167	24	9	3	0	18,950	1,508	1,185
<b>Total:</b>		<b>598</b>	<b>78</b>	<b>43,257</b>	<b>45,688</b>	<b>122,294</b>	<b>880</b>	<b>11</b>	<b>288</b>	<b>600</b>	<b>57</b>	<b>646</b>	<b>177</b>	<b>92</b>	<b>155</b>	<b>0</b>	<b>123,060</b>	<b>25,993</b>	<b>27,499</b>

# Secretary's Statistical Report - Fourth Quarter 2017

Canada, SDA Church in

My Report 01/31/2018

							Members Added During Period					Members Subtracted During Period							
Code	Organization	Churches	Companies	Church Attendance Second Sabbath Count	Church Attendance Seventh Sabbath Count	Church Membership at Beginning of Period	Baptisms	Former Members' Baptisms	Professions of Faith	Letters Received	Adjustments	Letters Granted	Deaths	Dropped	Missing	Adjustments	Church Membership at End of Period	Sabbath School Attendance Second Sabbath Count	Sabbath School Attendance Seventh Sabbath Count
ALBC	Alberta Conference	66	16	3,068	3,127	11,881	57	0	42	91	0	71	26	30	103	3	11,838	1,191	1,672
BCOC	British Columbia Conference	82	16	0	0	11,493	22	0	10	110	0	99	31	0	-1	1	11,505	0	0
MSKC	Manitoba-Saskatchewan Conference	34	3	2,341	2,219	4,040	11	0	2	32	2	35	7	0	-1	0	4,046	1,627	1,639
MRTC	Maritime Conference of the Seventh-day Adventist Church, Inc.	27	3	878	925	1,655	7	1	1	16	0	7	7	4	14	0	1,648	635	672
ONTC	Ontario Conference	128	30	0	0	33,145	300	0	68	158	0	142	40	9	18	6	33,456	0	0
QUBC	Quebec Conference	41	11	3,653	2,466	8,266	54	3	16	40	0	35	9	13	-1	6	8,317	1,323	1,216
NWFL	SDA Church in Newfoundland and Labrador	8	3	0	0	540	3	0	0	0	0	0	2	0	0	0	541	0	0
<b>Total:</b>		<b>386</b>	<b>82</b>	<b>9,940</b>	<b>8,737</b>	<b>71,020</b>	<b>454</b>	<b>4</b>	<b>139</b>	<b>447</b>	<b>2</b>	<b>389</b>	<b>122</b>	<b>56</b>	<b>132</b>	<b>16</b>	<b>71,351</b>	<b>4,776</b>	<b>5,199</b>

# Secretary's Statistical Report - Fourth Quarter 2017

Columbia Union Conference






My Report 01/31/2018

							Members Added During Period					Members Subtracted During Period							
Code	Organization	Churches	Companies	Church Attendance Second Sabbath Count	Church Attendance Seventh Sabbath Count	Church Membership at Beginning of Period	Baptisms	Former Members' Baptisms	Professions of Faith	Letters Received	Adjustments	Letters Granted	Deaths	Dropped	Missing	Adjustments	Church Membership at End of Period	Sabbath School Attendance Second Sabbath Count	Sabbath School Attendance Seventh Sabbath Count
ALEC	Allegheny East Conference	128	29	6,319	5,397	40,817	207	2	26	148	298	159	49	116	3	8	41,163	2,670	2,579
ALWC	Allegheny West Conference	57	6	2,067	1,961	16,571	195	1	43	21	1	15	30	14	0	0	16,773	1,008	874
CHSC	Chesapeake Conference	68	10	3,407	3,798	15,594	160	0	22	161	0	146	21	9	1	4	15,756	1,497	1,675
MTVC	Mountain View Conference	34	4	926	1,009	2,268	22	0	0	12	0	15	6	0	0	0	2,281	672	671
NJRC	New Jersey Conference of Seventh-day Adventists, Inc.	90	9	2,158	2,838	16,826	238	1	27	211	0	238	21	2	243	25	16,774	1,077	1,253
OHIC	Ohio Conference	93	7	2,206	2,365	11,882	71	18	8	92	0	109	34	44	7	21	11,856	1,039	1,247
PNAC	Pennsylvania Conference	116	6	3,895	4,421	11,657	176	6	72	95	0	80	34	4	0	23	11,865	2,214	2,153
POTC	Potomac Conference	145	23	16,832	16,548	35,612	459	7	70	193	0	211	33	57	8	18	36,014	10,544	16,548
<b>Total:</b>		<b>731</b>	<b>94</b>	<b>37,810</b>	<b>38,337</b>	<b>151,227</b>	<b>1,528</b>	<b>35</b>	<b>268</b>	<b>933</b>	<b>299</b>	<b>973</b>	<b>228</b>	<b>246</b>	<b>262</b>	<b>99</b>	<b>152,482</b>	<b>20,721</b>	<b>27,000</b>

# Secretary's Statistical Report by Country - Fourth Quarter 2017

Guam-Micronesia Mission

My Report 01/30/2018

Country	Churches	Companies	Church Attendance Second Sabbath Count	Church Attendance Seventh Sabbath Count	Church Membership at Beginning of Period	Members Added During Period					Members Subtracted During Period					Church Membership at End of Period	Sabbath School Attendance Second Sabbath Count	Sabbath School Attendance Seventh Sabbath Count	
						Baptisms	Former Members' Baptisms	Professions of Faith	Letters Received	Adjustments	Letters Granted	Deaths	Dropped	Missing	Adjustments				
 Micronesia (Federated States of)	6	1	0	480	1,755	0	0	0	0	0	0	0	0	0	0	0	1,755	0	0
 Guam	7	2	0	707	1,386	14	0	0	11	0	5	0	0	0	0	0	1,406	0	0
 Marshall Islands	3	4	0	379	870	4	0	0	1	10	0	0	0	0	0	0	885	0	0
 Northern Mariana Islands	1	4	0	259	312	4	0	0	0	27	0	0	0	0	0	0	343	0	0
 Palau	3	3	0	363	1,261	8	0	2	0	8	0	0	0	0	0	0	1,279	0	0
<b>Total:</b>	<b>20</b>	<b>14</b>	<b>0</b>	<b>2,188</b>	<b>5,584</b>	<b>30</b>	<b>0</b>	<b>2</b>	<b>12</b>	<b>45</b>	<b>5</b>	<b>0</b>	<b>0</b>	<b>0</b>	<b>0</b>	<b>0</b>	<b>5,668</b>	<b>0</b>	<b>0</b>

# Secretary's Statistical Report - Fourth Quarter 2017

Lake Union Conference

My Report 01/30/2018

							Members Added During Period					Members Subtracted During Period							
Code	Organization	Churches	Companies	Church Attendance Second Sabbath Count	Church Attendance Seventh Sabbath Count	Church Membership at Beginning of Period	Baptisms	Forme Members' Baptisms	Professions of Faith	Letters Received	Adjustments	Letters Granted	Deaths	Dropped	Missing	Adjustments	Church Membership at End of Period	Sabbath School Attendance Second Sabbath Count	Sabbath School Attendance Seventh Sabbath Count
ILNC *	Illinois Conference	99	16	0	0	13,736	94	0	14	82	-3	108	31	9	8	0	13,767	0	0
INDC *	Indiana Conference	69	7	633	585	8,630	101	0	19	58	-3	55	13	4	13	0	8,720	246	270
LKRC *	Lake Region Conference	105	1	0	0	31,350	120	1	17	37	-1	72	16	3	6	0	31,427	0	0
MICC *	Michigan Conference	163	23	0	0	26,509	211	0	49	280	-3	235	48	12	13	0	26,738	0	0
WISC *	Wisconsin Conference	64	12	3,393	3,432	7,676	67	1	18	63	-2	38	21	7	-2	0	7,759	2,508	2,512
<b>Total:</b>		<b>500</b>	<b>59</b>	<b>4,026</b>	<b>4,017</b>	<b>87,901</b>	<b>593</b>	<b>2</b>	<b>117</b>	<b>520</b>	<b>-12</b>	<b>508</b>	<b>129</b>	<b>35</b>	<b>38</b>	<b>0</b>	<b>88,411</b>	<b>2,754</b>	<b>2,782</b>

# Secretary's Statistical Report - Fourth Quarter 2017

Mid-America Union Conference

My Report 01/30/2018

							Members Added During Period					Members Subtracted During Period							
Code	Organization	Churches	Companies	Church Attendance Second Sabbath Count	Church Attendance Seventh Sabbath Count	Church Membership at Beginning of Period	Baptisms	Former Members' Baptisms	Professions of Faith	Letters Received	Adjustments	Letters Granted	Deaths	Dropped	Missing	Adjustments	Church Membership at End of Period	Sabbath School Attendance Second Sabbath Count	Sabbath School Attendance Seventh Sabbath Count
CSTC *	Central States Conference	34	16	2,517	2,641	14,400	35	3	16	33	1	81	12	3	0	5,799	8,593	430	398
DAKC *	Dakota Conference	43	3	1,698	1,672	4,079	13	0	2	44	0	41	15	0	0	0	4,082	1,226	1,217
IWMC *	Iowa-Missouri Conference	106	11	4,529	4,043	11,843	97	1	54	75	6	74	46	11	1	0	11,944	2,655	2,578
KSNC *	Kansas-Nebraska Conference	95	5	6,573	6,748	12,065	103	0	12	109	0	69	61	91	167	10	11,891	5,219	5,079
MINC *	Minnesota Conference	76	12	3,615	3,081	9,963	103	0	59	69	0	53	15	15	-2	12	10,101	2,772	2,483
RMTC *	Rocky Mountain Conference	101	20	2,141	1,170	18,177	138	4	32	163	0	146	38	82	11	10	18,227	1,234	268
<b>Total:</b>		<b>455</b>	<b>67</b>	<b>21,073</b>	<b>19,355</b>	<b>70,527</b>	<b>489</b>	<b>8</b>	<b>175</b>	<b>493</b>	<b>7</b>	<b>464</b>	<b>187</b>	<b>202</b>	<b>177</b>	<b>5,831</b>	<b>64,838</b>	<b>13,536</b>	<b>12,023</b>



# Secretary's Statistical Report - Fourth Quarter 2017

North Pacific Union Conference

My Report 01/30/2018

							Members Added During Period					Members Subtracted During Period							
Code	Organization	Churches	Companies	Church Attendance Second Sabbath Count	Church Attendance Seventh Sabbath Count	Church Membership at Beginning of Period	Baptisms	Former Members' Baptisms	Professions of Faith	Letters Received	Adjustments	Letters Granted	Deaths	Dropped	Missing	Adjustments	Church Membership at End of Period	Sabbath School Attendance Second Sabbath Count	Sabbath School Attendance Seventh Sabbath Count
ALAC *	Alaska Conference	29	5	0	0	3,899	30	0	2	20	0	18	4	1	0	3	3,925	0	0
IDHC *	Idaho Conference of Seventh-day Adventists, Inc.	45	7	0	0	6,833	18	0	7	51	0	18	22	-1	-2	9	6,863	0	0
MNTC *	Montana Conference	37	5	0	0	3,995	15	0	5	35	0	5	9	1	3	0	4,032	0	0
ORGC *	Oregon Conference	132	17	0	0	36,321	203	0	35	115	0	89	59	22	0	5	36,499	0	0
UCLC *	Upper Columbia Conference	114	15	0	0	26,919	170	0	29	105	0	69	90	10	-3	1	27,056	0	0
WSHC *	Washington Conference	90	17	0	0	23,470	159	0	51	69	0	59	85	14	55	2	23,534	0	0
<b>Total:</b>		<b>447</b>	<b>66</b>	<b>0</b>	<b>0</b>	<b>101,437</b>	<b>595</b>	<b>0</b>	<b>129</b>	<b>395</b>	<b>0</b>	<b>258</b>	<b>269</b>	<b>47</b>	<b>53</b>	<b>20</b>	<b>101,909</b>	<b>0</b>	<b>0</b>

# Secretary's Statistical Report - Fourth Quarter 2017

Pacific Union Conference

My Report 01/30/2018

							Members Added During Period					Members Subtracted During Period							
Code	Organization	Churches	Companies	Church Attendance Second Sabbath Count	Church Attendance Seventh Sabbath Count	Church Membership at Beginning of Period	Baptisms	Former Members' Baptisms	Professions of Faith	Letters Received	Adjustments	Letters Granted	Deaths	Dropped	Missing	Adjustments	Church Membership at End of Period	Sabbath School Attendance Second Sabbath Count	Sabbath School Attendance Seventh Sabbath Count
ARZC *	Arizona Conference	79	17	5,654	5,388	20,402	190	1	72	124	0	123	26	160	-143	13	20,610	3,010	3,081
CCAC *	Central California Conference of SDA	133	11	8,378	6,331	37,980	242	0	38	209	8	236	51	5	56	38	38,091	5,280	4,096
HWIC *	Hawaii Conference	31	4	286	490	6,235	11	0	3	22	58	22	8	0	2	33	6,264	114	128
NVUC *	Nevada-Utah Conference	48	9	1,310	1,120	10,387	88	0	18	45	0	53	22	4	94	5	10,360	721	632
NCAC *	Northern California Conference of Seventh-day Adventists	143	17	9,056	8,617	40,599	158	2	25	270	0	289	79	35	-24	3	40,672	1,021	1,338
SECC *	Southeastern California Conference	151	12	6,222	5,559	69,637	365	8	101	381	0	350	112	46	115	45	69,824	3,005	3,263
SCAC *	Southern California Conference	127	23	12,298	12,352	40,738	284	0	27	158	0	232	58	13	-11	5	40,910	6,286	6,047
<b>Total:</b>		<b>712</b>	<b>93</b>	<b>43,204</b>	<b>39,857</b>	<b>225,978</b>	<b>1,338</b>	<b>11</b>	<b>284</b>	<b>1,209</b>	<b>66</b>	<b>1,305</b>	<b>356</b>	<b>263</b>	<b>89</b>	<b>142</b>	<b>226,731</b>	<b>19,437</b>	<b>18,585</b>

# Secretary's Statistical Report - Fourth Quarter 2017

Southern Union Conference

My Report 01/30/2018

							Members Added During Period					Members Subtracted During Period							
Code	Organization	Churches	Companies	Church Attendance Second Sabbath Count	Church Attendance Seventh Sabbath Count	Church Membership at Beginning of Period	Baptisms	Former Members' Baptisms	Professions of Faith	Letters Received	Adjustments	Letters Granted	Deaths	Dropped	Missing	Adjustments	Church Membership at End of Period	Sabbath School Attendance Second Sabbath Count	Sabbath School Attendance Seventh Sabbath Count
CRLC *	Carolina Conference	128	25	2,613	2,925	23,180	169	3	29	135	0	135	56	32	48	10	23,235	1,727	2,021
FLRC *	Florida Conference	209	62	0	0	64,819	542	70	116	739	0	640	109	224	319	0	64,994	0	0
GCMC *	Georgia-Cumberland Conference	171	37	0	0	40,327	322	1	47	560	-12	477	77	18	60	0	40,613	0	0
GSTC *	Gulf States Conference	81	13	2,492	2,632	12,720	83	0	11	56	0	56	19	8	7	0	12,780	1,602	1,759
KTNC *	Kentucky-Tennessee Conference	99	13	3,693	3,629	15,219	86	0	13	107	-1	84	25	11	-1	0	15,305	2,751	2,438
SALC *	South Atlantic Conference	146	25	0	0	49,066	240	2	26	86	-9	87	31	8	-2	0	49,287	0	0
SSCC *	South Central Conference	150	10	0	0	35,169	823	0	82	544	48	473	107	21	68	0	35,997	268	0
SSEC *	Southeastern Conference	150	13	2,083	1,996	52,470	537	2	149	139	1	134	41	15	22	8	53,078	1,726	1,634
<b>Total:</b>		<b>1,134</b>	<b>198</b>	<b>10,881</b>	<b>11,182</b>	<b>292,970</b>	<b>2,802</b>	<b>78</b>	<b>473</b>	<b>2,366</b>	<b>27</b>	<b>2,086</b>	<b>465</b>	<b>337</b>	<b>521</b>	<b>18</b>	<b>295,289</b>	<b>8,074</b>	<b>7,852</b>

# Secretary's Statistical Report - Fourth Quarter 2017

Southwestern Union Conference

My Report 01/30/2018

							Members Added During Period					Members Subtracted During Period							
Code	Organization	Churches	Companies	Church Attendance Second Sabbath Count	Church Attendance Seventh Sabbath Count	Church Membership at Beginning of Period	Baptisms	Former Members' Baptisms	Professions of Faith	Letters Received	Adjustments	Letters Granted	Deaths	Dropped	Missing	Adjustments	Church Membership at End of Period	Sabbath School Attendance Second Sabbath Count	Sabbath School Attendance Seventh Sabbath Count
ARLC *	Arkansas-Louisiana Conference	89	15	3,000	2,424	13,103	159	0	19	77	0	85	22	11	11	0	13,229	721	681
OKLC *	Oklahoma Conference	75	4	2,737	2,126	9,090	73	0	7	44	-16	63	24	167	-1	0	8,945	947	1,072
SWRC *	Southwest Region Conference	94	20	4,850	5,313	26,555	182	0	29	55	0	59	25	5	13	0	26,719	1,625	1,530
TXSC *	Texas Conference	247	57	23,290	22,580	58,521	565	0	121	357	-10	295	53	109	117	0	58,980	16,782	17,448
TXCC *	Texico Conference	72	5	3,959	3,705	12,036	48	1	32	66	-1	71	19	39	-29	1	12,081	2,112	2,162
<b>Total:</b>		<b>577</b>	<b>101</b>	<b>37,836</b>	<b>36,148</b>	<b>119,305</b>	<b>1,027</b>	<b>1</b>	<b>208</b>	<b>599</b>	<b>-27</b>	<b>573</b>	<b>143</b>	<b>331</b>	<b>111</b>	<b>1</b>	<b>119,954</b>	<b>22,187</b>	<b>22,893</b>