

# Secretary's Statistical Report - Third Quarter 2014

North American Division

My Report 11/11/2014

Code	Organization	Churches	Companies	Church Attendance Second Sabbath Count	Church Attendance Seventh Sabbath Count	Church Membership at Beginning of Period	Members Added During Period				Members Subtracted During Period					Church Membership at End of Period	Sabbath School Attendance Second Sabbath Count	Sabbath School Attendance Seventh Sabbath Count
							Baptisms	Professions of Faith	Letters Received	Adjustments	Letters Granted	Deaths	Dropped	Missing	Adjustments			
ATUC	Atlantic Union Conference	575	69	31,061	33,468	114,332	1,120	147	448	60	497	145	105	335	4	115,021	26,836	29,754
SCIC	Canada, SDA Church in	377	81	2,628	35,932	66,911	481	33	269	68	207	118	20	26	9	67,382	2,040	27,741
COUC	Columbia Union Conference	703	96	37,611	35,266	141,150	946	155	706	145	769	214	108	200	282	141,529	25,249	22,872
GUMM	Guam-Micronesia Mission	21	14	0	0	5,075	29	0	3	62	6	9	0	0	0	5,154	0	0
LKUC	Lake Union Conference	501	57	3,337	3,342	85,947	418	53	436	8	451	132	61	5	5	86,208	2,513	2,434
MAUC	Mid-America Union Conference	454	70	9,951	26,053	67,771	264	42	350	8	316	99	25	41	23	67,931	0	0
NAD-I	North American Division (Internal)	1	0	0	0	25	0	0	0	0	0	0	0	0	0	25	0	0
NPUC	North Pacific Union Conference	439	67	0	0	99,168	396	56	643	28	615	241	23	35	6	99,371	0	0
PAUC	Pacific Union Conference	704	101	15,335	20,227	225,335	1,172	211	1,177	54	1,299	371	116	835	49	225,279	6,108	8,510
NSUC	Southern Union Conference	1,104	188	15,117	12,934	275,516	1,631	381	2,004	0	1,803	403	247	402	37	276,640	11,442	10,526
SWUC	Southwestern Union Conference	568	89	46,135	47,035	110,206	892	157	770	0	734	142	66	510	21	110,552	32,221	30,358
<b>Total:</b>		<b>5,447</b>	<b>832</b>	<b>161,175</b>	<b>214,257</b>	<b>1,191,436</b>	<b>7,349</b>	<b>1,235</b>	<b>6,806</b>	<b>433</b>	<b>6,697</b>	<b>1,874</b>	<b>771</b>	<b>2,389</b>	<b>436</b>	<b>1,195,092</b>	<b>106,409</b>	<b>132,195</b>

# Secretary's Statistical Report - Third Quarter 2014

## Atlantic Union Conference

My Report 11/10/2014

Code	Organization	Churches	Companies	Church Attendance Second Sabbath Count	Church Attendance Seventh Sabbath Count	Church Membership at Beginning of Period	Members Added During Period				Members Subtracted During Period					Church Membership at End of Period	Sabbath School Attendance Second Sabbath Count	Sabbath School Attendance Seventh Sabbath Count
							Baptisms	Professions of Faith	Letters Received	Adjustments	Letters Granted	Deaths	Dropped	Missing	Adjustments			
BERC	Bermuda Conference	11	1	1,403	1,437	3,892	18	0	2	3	5	8	2	0	1	3,899	503	485
GNYC	Greater New York Conference	151	18	20,978	22,254	27,822	338	54	78	46	113	20	58	36	0	28,111	21,012	22,150
NYKC	New York Conference	60	3	1,025	956	5,740	39	5	35	1	60	28	1	25	0	5,706	685	618
ANEC	Northeastern Conference	178	22	3,390	4,419	54,386	538	47	151	10	145	63	24	264	0	54,636	1,707	3,505
NNEC	Northern New England Conference	59	5	854	908	5,241	45	7	38	0	35	8	3	0	0	5,285	455	428
SNEC	Southern New England Conference	116	20	3,411	3,494	17,251	142	34	144	0	139	18	17	10	3	17,384	2,474	2,568
<b>Total:</b>		<b>575</b>	<b>69</b>	<b>31,061</b>	<b>33,468</b>	<b>114,332</b>	<b>1,120</b>	<b>147</b>	<b>448</b>	<b>60</b>	<b>497</b>	<b>145</b>	<b>105</b>	<b>335</b>	<b>4</b>	<b>115,021</b>	<b>26,836</b>	<b>29,754</b>

# Secretary's Statistical Report - Third Quarter 2014

Canada, SDA Church in

My Report 11/10/2014

							Members Added During Period				Members Subtracted During Period							
Code	Organization	Churches	Companies	Church Attendance Second Sabbath Count	Church Attendance Seventh Sabbath Count	Church Membership at Beginning of Period	Baptisms	Professions of Faith	Letters Received	Adjustments	Letters Granted	Deaths	Dropped	Missing	Adjustments	Church Membership at End of Period	Sabbath School Attendance Second Sabbath Count	Sabbath School Attendance Seventh Sabbath Count
ALBC	Alberta Conference	64	15	0	0	11,018	65	1	41	0	25	16	0	6	1	11,077	0	0
BCOC	British Columbia Conference	81	18	0	6,101	11,279	43	6	46	0	41	22	4	0	2	11,305	0	3,013
MSKC	Manitoba-Saskatchewan Conference	34	2	1,871	1,968	3,752	21	4	14	0	10	12	0	0	2	3,767	1,493	1,461
MRTC	Maritime Conference of the Seventh-day Adventist Church, Inc.	26	3	757	800	1,621	14	0	7	0	2	7	0	0	4	1,629	547	634
ONTC	Ontario Conference	125	23	0	27,063	31,307	246	19	141	37	118	53	9	20	0	31,550	0	22,633
QUBC	Quebec Conference	39	15	0	0	7,296	92	3	20	31	11	5	7	0	0	7,419	0	0
NWFL	SDA Church in Newfoundland and Labrador	8	5	0	0	638	0	0	0	0	0	3	0	0	0	635	0	0
<b>Total:</b>		<b>377</b>	<b>81</b>	<b>2,628</b>	<b>35,932</b>	<b>66,911</b>	<b>481</b>	<b>33</b>	<b>269</b>	<b>68</b>	<b>207</b>	<b>118</b>	<b>20</b>	<b>26</b>	<b>9</b>	<b>67,382</b>	<b>2,040</b>	<b>27,741</b>

# Secretary's Statistical Report - Third Quarter 2014

Columbia Union Conference






My Report 11/10/2014

							Members Added During Period				Members Subtracted During Period							
Code	Organization	Churches	Companies	Church Attendance Second Sabbath Count	Church Attendance Seventh Sabbath Count	Church Membership at Beginning of Period	Baptisms	Professions of Faith	Letters Received	Adjustments	Letters Granted	Deaths	Dropped	Missing	Adjustments	Church Membership at End of Period	Sabbath School Attendance Second Sabbath Count	Sabbath School Attendance Seventh Sabbath Count
ALEC	Allegheny East Conference	116	32	5,443	5,986	38,115	173	10	112	140	125	78	7	8	239	38,093	4,791	2,629
ALWC	Allegheny West Conference	54	9	2,975	2,461	14,663	88	16	75	5	53	18	0	2	0	14,774	1,679	1,463
CHSC	Chesapeake Conference	67	9	3,809	2,959	14,528	67	10	91	0	81	14	12	15	8	14,566	1,906	1,863
MTVC	Mountain View Conference	35	2	1,199	1,243	2,293	19	3	11	0	13	3	0	0	0	2,310	1,126	1,068
NJRC	New Jersey Conference of Seventh-day Adventists, Inc.	88	6	1,043	958	15,150	191	30	93	0	115	9	7	0	14	15,319	710	585
OHIC	Ohio Conference	90	7	1,703	1,605	11,622	60	7	30	0	55	24	17	0	0	11,623	849	949
PNAC	Pennsylvania Conference	112	6	5,677	4,411	11,193	83	13	62	0	69	24	23	63	13	11,159	3,074	2,924
POTC	Potomac Conference	141	25	15,762	15,643	33,586	265	66	232	0	258	44	42	112	8	33,685	11,114	11,391
<b>Total:</b>		<b>703</b>	<b>96</b>	<b>37,611</b>	<b>35,266</b>	<b>141,150</b>	<b>946</b>	<b>155</b>	<b>706</b>	<b>145</b>	<b>769</b>	<b>214</b>	<b>108</b>	<b>200</b>	<b>282</b>	<b>141,529</b>	<b>25,249</b>	<b>22,872</b>

# Secretary's Statistical Report by Country - Third Quarter 2014

Guam-Micronesia Mission

My Report 11/11/2014

Country	Churches	Companies	Church Attendance Second Sabbath Count	Church Attendance Seventh Sabbath Count	Church Membership at Beginning of Period	Members Added During Period				Members Subtracted During Period					Church Membership at End of Period	Sabbath School Attendance Second Sabbath Count	Sabbath School Attendance Seventh Sabbath Count
						Baptisms	Professions of Faith	Letters Received	Adjustments	Letters Granted	Deaths	Dropped	Missing	Adjustments			
 Micronesia (Federated States of)	7	0	0	0	1,605	1	0	0	60	0	0	0	0	0	1,666	0	0
 Guam	7	2	0	0	1,253	7	0	3	0	6	4	0	0	0	1,253	0	0
 Marshall Islands	3	6	0	0	751	4	0	0	0	0	5	0	0	0	750	0	0
 Northern Mariana Islands	1	3	0	0	306	9	0	0	0	0	0	0	0	0	315	0	0
 Palau	3	3	0	0	1,160	8	0	0	2	0	0	0	0	0	1,170	0	0
<b>Total:</b>	<b>21</b>	<b>14</b>	<b>0</b>	<b>0</b>	<b>5,075</b>	<b>29</b>	<b>0</b>	<b>3</b>	<b>62</b>	<b>6</b>	<b>9</b>	<b>0</b>	<b>0</b>	<b>0</b>	<b>5,154</b>	<b>0</b>	<b>0</b>

# Secretary's Statistical Report - Third Quarter 2014

## Lake Union Conference

My Report 11/10/2014

							Members Added During Period				Members Subtracted During Period							
Code	Organization	Churches	Companies	Church Attendance Second Sabbath Count	Church Attendance Seventh Sabbath Count	Church Membership at Beginning of Period	Baptisms	Professions of Faith	Letters Received	Adjustments	Letters Granted	Deaths	Dropped	Missing	Adjustments	Church Membership at End of Period	Sabbath School Attendance Second Sabbath Count	Sabbath School Attendance Seventh Sabbath Count
ILNC	Illinois Conference	99	17	0	0	13,407	87	9	72	0	74	22	14	-1	1	13,465	0	0
INDC	Indiana Conference	68	6	0	0	8,070	43	6	68	0	56	16	5	2	2	8,106	0	0
LKRC	Lake Region Conference	105	1	0	0	30,846	108	11	24	7	50	15	6	2	0	30,923	0	0
MICC	Michigan Conference	162	25	0	0	26,077	144	20	203	1	208	62	29	4	0	26,142	0	0
WISC	Wisconsin Conference	67	8	3,337	3,342	7,547	36	7	69	0	63	17	7	-2	2	7,572	2,513	2,434
<b>Total:</b>		<b>501</b>	<b>57</b>	<b>3,337</b>	<b>3,342</b>	<b>85,947</b>	<b>418</b>	<b>53</b>	<b>436</b>	<b>8</b>	<b>451</b>	<b>132</b>	<b>61</b>	<b>5</b>	<b>5</b>	<b>86,208</b>	<b>2,513</b>	<b>2,434</b>

# Secretary's Statistical Report - Third Quarter 2014

Mid-America Union Conference

My Report 11/10/2014

							Members Added During Period				Members Subtracted During Period							
Code	Organization	Churches	Companies	Church Attendance Second Sabbath Count	Church Attendance Seventh Sabbath Count	Church Membership at Beginning of Period	Baptisms	Professions of Faith	Letters Received	Adjustments	Letters Granted	Deaths	Dropped	Missing	Adjustments	Church Membership at End of Period	Sabbath School Attendance Second Sabbath Count	Sabbath School Attendance Seventh Sabbath Count
CSTC	Central States Conference	36	18	0	17,381	13,884	19	4	16	0	17	7	0	-1	0	13,900	0	0
DAKC	Dakota Conference	43	5	0	0	4,027	10	1	26	0	22	11	1	0	0	4,030	0	0
IWMC	Iowa-Missouri Conference	106	6	2,961	2,650	11,658	44	7	59	8	59	22	11	9	0	11,675	0	0
KSNC	Kansas-Nebraska Conference	97	6	6,990	6,022	11,759	65	1	90	0	62	28	8	13	1	11,803	0	0
MINC	Minnesota Conference	72	11	0	0	8,978	69	18	58	0	68	6	2	22	6	9,019	0	0
RMTC	Rocky Mountain Conference	100	24	0	0	17,465	57	11	101	0	88	25	3	-2	16	17,504	0	0
<b>Total:</b>		<b>454</b>	<b>70</b>	<b>9,951</b>	<b>26,053</b>	<b>67,771</b>	<b>264</b>	<b>42</b>	<b>350</b>	<b>8</b>	<b>316</b>	<b>99</b>	<b>25</b>	<b>41</b>	<b>23</b>	<b>67,931</b>	<b>0</b>	<b>0</b>

# Secretary's Statistical Report - Third Quarter 2014

North Pacific Union Conference

My Report 11/10/2014

							Members Added During Period				Members Subtracted During Period							
Code	Organization	Churches	Companies	Church Attendance Second Sabbath Count	Church Attendance Seventh Sabbath Count	Church Membership at Beginning of Period	Baptisms	Professions of Faith	Letters Received	Adjustments	Letters Granted	Deaths	Dropped	Missing	Adjustments	Church Membership at End of Period	Sabbath School Attendance Second Sabbath Count	Sabbath School Attendance Seventh Sabbath Count
ALAC	Alaska Conference	29	6	0	0	3,829	16	4	22	2	19	1	2	0	0	3,851	0	0
IDHC	Idaho Conference of Seventh-day Adventists, Inc.	45	5	0	0	6,543	20	6	39	0	65	19	5	4	0	6,515	0	0
MNTC	Montana Conference	38	5	0	0	3,989	47	1	24	0	19	10	0	0	6	4,026	0	0
ORGC	Oregon Conference	130	19	0	0	35,750	151	25	236	13	229	111	7	0	0	35,828	0	0
UCLC	Upper Columbia Conference	110	17	0	0	26,195	69	6	135	9	117	67	3	-2	0	26,229	0	0
WSHC	Washington Conference	87	15	0	0	22,862	93	14	187	4	166	33	6	33	0	22,922	0	0
<b>Total:</b>		<b>439</b>	<b>67</b>	<b>0</b>	<b>0</b>	<b>99,168</b>	<b>396</b>	<b>56</b>	<b>643</b>	<b>28</b>	<b>615</b>	<b>241</b>	<b>23</b>	<b>35</b>	<b>6</b>	<b>99,371</b>	<b>0</b>	<b>0</b>



# Secretary's Statistical Report - Third Quarter 2014

## Pacific Union Conference

My Report 11/11/2014

							Members Added During Period				Members Subtracted During Period							
Code	Organization	Churches	Companies	Church Attendance Second Sabbath Count	Church Attendance Seventh Sabbath Count	Church Membership at Beginning of Period	Baptisms	Professions of Faith	Letters Received	Adjustments	Letters Granted	Deaths	Dropped	Missing	Adjustments	Church Membership at End of Period	Sabbath School Attendance Second Sabbath Count	Sabbath School Attendance Seventh Sabbath Count
ARZC	Arizona Conference	78	26	0	0	19,371	164	30	105	1	86	31	2	25	2	19,525	0	0
CCAC	Central California Conference of SDA	133	6	4,870	1,894	36,978	168	37	94	0	242	33	4	34	0	36,964	3,258	1,185
HWIC	Hawaii Conference	29	3	0	0	5,941	41	6	25	1	21	18	-2	2	1	5,974	0	0
NVUC	Nevada-Utah Conference	48	13	0	0	9,783	103	13	57	0	41	20	2	12	5	9,876	0	0
NCAC	Northern California Conference of Seventh-day Adventists	141	15	6,605	7,150	39,891	133	18	253	38	254	70	4	3	9	39,993	0	0
SECC	Southeastern California Conference	147	15	3,860	4,038	70,474	296	63	480	10	303	109	5	360	19	70,527	2,850	2,816
SCAC	Southern California Conference	128	23	0	7,145	42,897	267	44	163	4	352	90	101	399	13	42,420	0	4,509
<b>Total:</b>		<b>704</b>	<b>101</b>	<b>15,335</b>	<b>20,227</b>	<b>225,335</b>	<b>1,172</b>	<b>211</b>	<b>1,177</b>	<b>54</b>	<b>1,299</b>	<b>371</b>	<b>116</b>	<b>835</b>	<b>49</b>	<b>225,279</b>	<b>6,108</b>	<b>8,510</b>

# Secretary's Statistical Report - Third Quarter 2014

Southern Union Conference

My Report 11/10/2014

Code	Organization	Churches	Companies	Church Attendance Second Sabbath Count	Church Attendance Seventh Sabbath Count	Church Membership at Beginning of Period	Members Added During Period				Members Subtracted During Period					Church Membership at End of Period	Sabbath School Attendance Second Sabbath Count	Sabbath School Attendance Seventh Sabbath Count
							Baptisms	Professions of Faith	Letters Received	Adjustments	Letters Granted	Deaths	Dropped	Missing	Adjustments			
CRLC	Carolina Conference	125	21	2,284	2,617	21,854	99	23	173	0	164	45	22	18	10	21,890	2,109	2,300
FLRC	Florida Conference	199	57	0	0	62,753	408	159	852	0	750	137	108	303	3	62,871	0	0
GCMC	Georgia-Cumberland Conference	165	38	0	0	38,035	262	40	402	0	352	84	30	39	17	38,217	0	0
GSTC	Gulf States Conference	80	9	2,518	2,059	11,664	102	27	93	0	65	29	4	8	0	11,780	1,773	1,379
KTNC	Kentucky-Tennessee Conference	98	10	2,287	2,827	14,302	46	9	170	0	178	22	20	-1	7	14,301	2,004	2,026
SALC	South Atlantic Conference	148	26	0	0	46,430	289	16	132	0	117	30	24	11	0	46,685	0	0
SSCC	South Central Conference	147	11	553	0	32,885	167	9	127	0	132	28	11	-3	0	33,020	293	0
SSEC	Southeastern Conference	142	16	7,475	5,431	47,593	258	98	55	0	45	28	28	27	0	47,876	5,263	4,821
<b>Total:</b>		<b>1,104</b>	<b>188</b>	<b>15,117</b>	<b>12,934</b>	<b>275,516</b>	<b>1,631</b>	<b>381</b>	<b>2,004</b>	<b>0</b>	<b>1,803</b>	<b>403</b>	<b>247</b>	<b>402</b>	<b>37</b>	<b>276,640</b>	<b>11,442</b>	<b>10,526</b>

# Secretary's Statistical Report - Third Quarter 2014

Southwestern Union Conference

My Report 11/10/2014

							Members Added During Period				Members Subtracted During Period							
Code	Organization	Churches	Companies	Church Attendance Second Sabbath Count	Church Attendance Seventh Sabbath Count	Church Membership at Beginning of Period	Baptisms	Professions of Faith	Letters Received	Adjustments	Letters Granted	Deaths	Dropped	Missing	Adjustments	Church Membership at End of Period	Sabbath School Attendance Second Sabbath Count	Sabbath School Attendance Seventh Sabbath Count
ARLC	Arkansas-Louisiana Conference	86	16	5,479	5,571	12,327	129	20	126	0	118	29	22	13	3	12,417	3,354	3,977
OKLC	Oklahoma Conference	75	2	3,821	3,107	8,710	80	10	92	0	75	14	8	0	2	8,793	1,309	294
SWRC	Southwest Region Conference	95	20	5,902	5,584	25,009	212	26	66	0	84	14	0	104	0	25,111	1,200	1,151
TXSC	Texas Conference	241	45	27,210	29,154	52,066	429	86	435	0	392	66	35	386	16	52,121	24,295	22,999
TXCC	Texico Conference	71	6	3,723	3,619	12,094	42	15	51	0	65	19	1	7	0	12,110	2,063	1,937
<b>Total:</b>		<b>568</b>	<b>89</b>	<b>46,135</b>	<b>47,035</b>	<b>110,206</b>	<b>892</b>	<b>157</b>	<b>770</b>	<b>0</b>	<b>734</b>	<b>142</b>	<b>66</b>	<b>510</b>	<b>21</b>	<b>110,552</b>	<b>32,221</b>	<b>30,358</b>