

Secretary's Statistical Report - First Quarter 2017

North American Division

My Report 05/01/2017

Code	Organization	Churches	Companies	Church Attendance Second Sabbath Count	Church Attendance Seventh Sabbath Count	Church Membership at Beginning of Period	Members Added During Period					Members Subtracted During Period					Church Membership at End of Period	Sabbath School Attendance Second Sabbath Count	Sabbath School Attendance Seventh Sabbath Count	
							Baptisms	Former Members' Baptisms	Professions of Faith	Letters Received	Adjustments	Letters Granted	Deaths	Dropped	Missing	Adjustments				
NAD-I	North American Division (Internal)	1	0	0	0	17	0	0	0	0	0	0	0	0	0	0	0	17	0	0
ATUC	Atlantic Union Conference	585	76	31,003	36,333	120,475	416	0	131	523	189	614	162	75	77	2	120,804	17,363	18,113	
SCIC	Canada, SDA Church in	386	80	6,649	7,064	70,332	239	1	85	495	0	401	136	82	151	25	70,357	3,429	3,646	
COUC	Columbia Union Conference	716	100	34,264	37,791	149,083	720	18	242	1,003	122	965	230	157	328	213	149,295	19,731	22,264	
LKUC	Lake Union Conference	500	55	3,370	3,059	87,558	272	1	128	435	-15	465	163	74	18	0	87,659	2,373	2,278	
MAUC	Mid-America Union Conference	456	68	18,700	19,117	70,014	229	4	84	707	45	661	171	44	40	0	70,167	11,374	13,017	
NPUC	North Pacific Union Conference	447	64	0	0	100,801	319	0	102	660	0	588	259	115	-72	22	100,970	0	0	
PAUC	Pacific Union Conference	712	94	25,383	23,353	225,926	814	11	187	1,639	62	1,610	411	138	1,010	135	225,335	16,721	14,410	
NSUC	Southern Union Conference	1,128	189	15,521	13,224	290,116	1,337	0	492	1,841	-83	1,607	484	437	1,324	6	289,845	9,958	10,333	
SWUC	Southwestern Union Conference	572	102	28,505	27,097	117,117	652	0	215	830	-37	812	165	91	107	3	117,599	30,649	30,833	
GUMM	Guam-Micronesia Mission	22	15	0	2,132	5,565	8	18	0	0	0	9	6	0	0	0	5,576	1,406	1,504	
Total:		5,525	843	163,395	169,170	1,237,004	5,006	53	1,666	8,133	283	7,732	2,187	1,213	2,983	406	1,237,624	113,004	116,398	

Secretary's Statistical Report - First Quarter 2017

Atlantic Union Conference

My Report 05/01/2017

							Members Added During Period					Members Subtracted During Period							
Code	Organization	Churches	Companies	Church Attendance Second Sabbath Count	Church Attendance Seventh Sabbath Count	Church Membership at Beginning of Period	Baptisms	Former Members' Baptisms	Professions of Faith	Letters Received	Adjustments	Letters Granted	Deaths	Dropped	Missing	Adjustments	Church Membership at End of Period	Sabbath School Attendance Second Sabbath Count	Sabbath School Attendance Seventh Sabbath Count
BERC	Bermuda Conference	11	1	1,369	1,360	3,976	9	0	0	16	0	18	4	0	0	2	3,977	517	457
GNYC	Greater New York Conference	154	22	18,411	19,858	29,739	127	0	73	102	23	134	29	38	-4	0	29,867	12,429	11,026
NYKC	New York Conference	65	2	1,298	1,285	5,827	13	0	2	30	-2	26	11	4	1	0	5,828	879	900
ANEC	Northeastern Conference	181	23	7,026	9,437	57,260	201	0	37	169	121	219	76	14	67	0	57,412	1,944	3,046
NNEC	Northern New England Conference	56	4	1,277	1,043	5,239	8	0	2	65	0	58	14	15	0	0	5,227	735	601
SNEC	Southern New England Conference	118	24	1,622	3,350	18,434	58	0	17	141	47	159	28	4	13	0	18,493	859	2,083
Total:		585	76	31,003	36,333	120,475	416	0	131	523	189	614	162	75	77	2	120,804	17,363	18,113

Secretary's Statistical Report - First Quarter 2017

Canada, SDA Church in

My Report 05/01/2017

							Members Added During Period					Members Subtracted During Period							
Code	Organization	Churches	Companies	Church Attendance Second Sabbath Count	Church Attendance Seventh Sabbath Count	Church Membership at Beginning of Period	Baptisms	Former Members' Baptisms	Professions of Faith	Letters Received	Adjustments	Letters Granted	Deaths	Dropped	Missing	Adjustments	Church Membership at End of Period	Sabbath School Attendance Second Sabbath Count	Sabbath School Attendance Seventh Sabbath Count
ALBC	Alberta Conference	68	14	0	0	11,646	38	0	15	96	0	77	22	3	-1	5	11,689	0	0
BCOC	British Columbia Conference	81	17	2,294	1,944	11,480	17	1	6	76	0	54	31	20	7	4	11,464	391	352
MSKC	Manitoba-Saskatchewan Conference	34	3	2,172	2,196	4,013	6	0	1	48	0	25	11	7	0	1	4,024	1,594	1,689
MRTC	Maritime Conference of the Seventh-day Adventist Church, Inc.	27	3	839	946	1,647	6	0	1	29	0	20	7	2	0	0	1,654	593	693
ONTC	Ontario Conference	127	29	0	0	32,877	113	0	33	217	0	193	54	40	145	12	32,796	0	0
QUBC	Quebec Conference	41	11	1,344	1,978	8,103	56	0	29	28	0	28	9	5	0	3	8,171	851	912
NWFL	SDA Church in Newfoundland and Labrador	8	3	0	0	566	3	0	0	1	0	4	2	5	0	0	559	0	0
Total:		386	80	6,649	7,064	70,332	239	1	85	495	0	401	136	82	151	25	70,357	3,429	3,646

Secretary's Statistical Report - First Quarter 2017

Columbia Union Conference

My Report 05/01/2017

Code	Organization	Churches	Companies	Church Attendance Second Sabbath Count	Church Attendance Seventh Sabbath Count	Church Membership at Beginning of Period	Members Added During Period					Members Subtracted During Period					Church Membership at End of Period	Sabbath School Attendance Second Sabbath Count	Sabbath School Attendance Seventh Sabbath Count
							Baptisms	Former Members' Baptisms	Professions of Faith	Letters Received	Adjustments	Letters Granted	Deaths	Dropped	Missing	Adjustments			
ALEC	Allegheny East Conference	119	36	4,122	4,657	40,246	108	0	20	167	131	153	37	6	-1	179	40,298	1,554	1,996
ALWC	Allegheny West Conference	57	6	3,133	3,100	16,492	48	0	13	30	-3	53	17	0	3	0	16,507	1,335	1,687
CHSC	Chesapeake Conference	67	9	2,170	3,461	15,032	63	0	33	147	0	107	57	1	1	5	15,104	1,402	2,466
MTVC	Mountain View Conference	34	4	1,259	1,262	2,310	9	0	0	27	0	21	14	39	6	1	2,265	1,187	1,201
NJRC	New Jersey Conference of Seventh-day Adventists, Inc.	89	8	1,401	1,417	16,376	151	0	48	156	0	169	20	29	48	8	16,457	734	755
OHIC	Ohio Conference	90	7	2,165	2,482	11,710	95	0	60	123	0	133	24	18	28	4	11,781	1,238	1,342
PNAC	Pennsylvania Conference	115	7	4,205	4,097	11,562	42	0	10	72	-6	60	20	19	80	0	11,501	2,214	2,153
POTC	Potomac Conference	145	23	15,809	17,315	35,355	204	18	58	281	0	269	41	45	163	16	35,382	10,067	10,664
Total:		716	100	34,264	37,791	149,083	720	18	242	1,003	122	965	230	157	328	213	149,295	19,731	22,264

Secretary's Statistical Report - First Quarter 2017

Lake Union Conference






My Report 05/01/2017

							Members Added During Period					Members Subtracted During Period							
Code	Organization	Churches	Companies	Church Attendance Second Sabbath Count	Church Attendance Seventh Sabbath Count	Church Membership at Beginning of Period	Baptisms	Former Members' Baptisms	Professions of Faith	Letters Received	Adjustments	Letters Granted	Deaths	Dropped	Missing	Adjustments	Church Membership at End of Period	Sabbath School Attendance Second Sabbath Count	Sabbath School Attendance Seventh Sabbath Count
ILNC	Illinois Conference	98	17	0	0	13,778	52	0	8	119	-4	120	31	8	6	0	13,788	0	0
INDC	Indiana Conference	69	6	0	0	8,471	27	0	71	43	-3	50	24	5	2	0	8,528	0	0
LKRC	Lake Region Conference	105	1	0	0	31,182	65	0	14	30	-1	45	21	1	0	0	31,223	0	0
MICC	Michigan Conference	163	23	0	0	26,405	111	0	29	193	-6	197	62	57	9	0	26,407	0	0
WISC	Wisconsin Conference	65	8	3,370	3,059	7,722	17	1	6	50	-1	53	25	3	1	0	7,713	2,373	2,278
Total:		500	55	3,370	3,059	87,558	272	1	128	435	-15	465	163	74	18	0	87,659	2,373	2,278

Secretary's Statistical Report by Country - First Quarter 2017

Guam-Micronesia Mission

My Report 05/01/2017

Country	Churches	Companies	Church Attendance Second Sabbath Count	Church Attendance Seventh Sabbath Count	Church Membership at Beginning of Period	Members Added During Period					Members Subtracted During Period					Church Membership at End of Period	Sabbath School Attendance Second Sabbath Count	Sabbath School Attendance Seventh Sabbath Count
						Baptisms	Former Members' Baptisms	Professions of Faith	Letters Received	Adjustments	Letters Granted	Deaths	Dropped	Missing	Adjustments			
 Micronesia (Federated States of)	7	1	0	440	1,756	0	0	0	0	0	1	0	0	0	0	1,755	268	300
 Guam	7	2	0	654	1,355	0	18	0	0	0	5	4	0	0	0	1,364	415	465
 Marshall Islands	3	7	0	428	882	4	0	0	0	0	0	2	0	0	0	884	287	243
 Northern Mariana Islands	1	3	0	257	313	0	0	0	0	0	1	0	0	0	0	312	188	265
 Palau	4	2	0	353	1,259	4	0	0	0	0	2	0	0	0	0	1,261	248	231
Total:	22	15	0	2,132	5,565	8	18	0	0	0	9	6	0	0	0	5,576	1,406	1,504

Secretary's Statistical Report - First Quarter 2017

Mid-America Union Conference

My Report 05/01/2017

							Members Added During Period					Members Subtracted During Period							
Code	Organization	Churches	Companies	Church Attendance Second Sabbath Count	Church Attendance Seventh Sabbath Count	Church Membership at Beginning of Period	Baptisms	Former Members' Baptisms	Professions of Faith	Letters Received	Adjustments	Letters Granted	Deaths	Dropped	Missing	Adjustments	Church Membership at End of Period	Sabbath School Attendance Second Sabbath Count	Sabbath School Attendance Seventh Sabbath Count
CSTC	Central States Conference	36	14	1,650	2,633	14,264	20	1	15	190	63	210	4	0	0	0	14,339	280	382
DAKC	Dakota Conference	42	3	1,433	1,392	4,066	13	0	0	12	0	19	11	1	1	0	4,059	974	1,048
IWMC	Iowa-Missouri Conference	107	11	4,324	4,273	11,814	48	3	9	108	3	105	35	18	0	0	11,827	2,788	2,677
KSNC	Kansas-Nebraska Conference	96	5	6,429	6,542	12,053	37	0	9	139	0	110	41	9	2	0	12,076	5,120	5,234
MINC	Minnesota Conference	73	15	2,506	2,053	9,834	32	0	37	85	-17	70	30	14	10	0	9,847	1,440	2,600
RMTC	Rocky Mountain Conference	102	20	2,358	2,224	17,983	79	0	14	173	-4	147	50	2	27	0	18,019	772	1,076
Total:		456	68	18,700	19,117	70,014	229	4	84	707	45	661	171	44	40	0	70,167	11,374	13,017

Secretary's Statistical Report - First Quarter 2017

North American Division (Internal)

My Report 05/01/2017

							Members Added During Period					Members Subtracted During Period							
Code	Organization	Churches	Companies	Church Attendance Second Sabbath Count	Church Attendance Seventh Sabbath Count	Church Membership at Beginning of Period	Baptisms	Former Members' Baptisms	Professions of Faith	Letters Received	Adjustments	Letters Granted	Deaths	Dropped	Missing	Adjustments	Church Membership at End of Period	Sabbath School Attendance Second Sabbath Count	Sabbath School Attendance Seventh Sabbath Count
NAD-I	North American Division (Internal)	1	0	0	0	17	0	0	0	0	0	0	0	0	0	0	17	0	0

Secretary's Statistical Report - First Quarter 2017

North Pacific Union Conference

My Report 05/01/2017

							Members Added During Period					Members Subtracted During Period							
Code	Organization	Churches	Companies	Church Attendance Second Sabbath Count	Church Attendance Seventh Sabbath Count	Church Membership at Beginning of Period	Baptisms	Former Members' Baptisms	Professions of Faith	Letters Received	Adjustments	Letters Granted	Deaths	Dropped	Missing	Adjustments	Church Membership at End of Period	Sabbath School Attendance Second Sabbath Count	Sabbath School Attendance Seventh Sabbath Count
ALAC	Alaska Conference	30	5	0	0	3,866	40	0	8	31	0	39	2	3	9	2	3,890	0	0
IDHC	Idaho Conference of Seventh-day Adventists, Inc.	45	6	0	0	6,758	20	0	7	50	0	45	18	0	0	3	6,769	0	0
MNTC	Montana Conference	38	5	0	0	4,042	11	0	3	40	0	31	8	0	0	0	4,057	0	0
ORGC	Oregon Conference	132	17	0	0	36,262	98	0	29	202	0	193	84	70	20	8	36,216	0	0
UCLC	Upper Columbia Conference	114	14	0	0	26,775	61	0	12	194	0	154	99	39	18	2	26,730	0	0
WSHC	Washington Conference	88	17	0	0	23,098	89	0	43	143	0	126	48	3	-119	7	23,308	0	0
Total:		447	64	0	0	100,801	319	0	102	660	0	588	259	115	-72	22	100,970	0	0

Secretary's Statistical Report - First Quarter 2017

Pacific Union Conference

My Report 05/01/2017

Code	Organization	Churches	Companies	Church Attendance Second Sabbath Count	Church Attendance Seventh Sabbath Count	Church Membership at Beginning of Period	Members Added During Period					Members Subtracted During Period					Church Membership at End of Period	Sabbath School Attendance Second Sabbath Count	Sabbath School Attendance Seventh Sabbath Count
							Baptisms	Former Members' Baptisms	Professions of Faith	Letters Received	Adjustments	Letters Granted	Deaths	Dropped	Missing	Adjustments			
ARZC	Arizona Conference	78	22	6,572	6,463	20,230	145	0	27	167	0	132	51	16	94	23	20,253	4,982	4,620
CCAC	Central California Conference of SDA	134	9	9,079	6,322	37,789	110	0	36	234	0	233	59	2	55	0	37,820	6,047	4,112
HWIC	Hawaii Conference	31	2	0	0	6,189	8	0	2	31	0	25	11	0	0	0	6,194	0	0
NVUC	Nevada-Utah Conference	48	9	1,068	1,481	10,433	31	0	5	40	1	51	8	2	0	7	10,442	786	1,017
NCAC	Northern California Conference of Seventh-day Adventists	143	17	0	0	40,593	89	0	17	322	9	262	98	18	48	13	40,591	0	0
SECC	Southeastern California Conference	151	13	0	0	69,988	266	0	73	654	51	661	113	59	717	89	69,393	0	0
SCAC	Southern California Conference	127	22	8,664	9,087	40,704	165	11	27	191	1	246	71	41	96	3	40,642	4,906	4,661
Total:		712	94	25,383	23,353	225,926	814	11	187	1,639	62	1,610	411	138	1,010	135	225,335	16,721	14,410

Secretary's Statistical Report - First Quarter 2017

Southern Union Conference

My Report 05/01/2017

Code	Organization	Churches	Companies	Church Attendance Second Sabbath Count	Church Attendance Seventh Sabbath Count	Church Membership at Beginning of Period	Members Added During Period					Members Subtracted During Period					Church Membership at End of Period	Sabbath School Attendance Second Sabbath Count	Sabbath School Attendance Seventh Sabbath Count
							Baptisms	Former Members' Baptisms	Professions of Faith	Letters Received	Adjustments	Letters Granted	Deaths	Dropped	Missing	Adjustments			
CRLC	Carolina Conference	127	26	2,217	2,312	22,869	120	0	54	175	0	142	40	26	22	5	22,983	1,355	1,564
FLRC	Florida Conference	208	57	0	0	65,156	374	0	150	679	-70	584	159	150	1,127	0	64,269	0	0
GCMC	Georgia-Cumberland Conference	171	35	0	0	40,101	125	0	47	399	-9	329	106	65	134	0	40,029	0	0
GSTC	Gulf States Conference	81	11	2,672	2,638	12,679	56	0	22	44	0	30	25	97	0	0	12,649	1,553	1,470
KTNC	Kentucky-Tennessee Conference	99	11	3,632	3,504	14,971	133	0	20	97	-4	67	43	27	8	0	15,072	2,678	2,689
SALC	South Atlantic Conference	144	30	0	0	48,583	261	0	61	132	-5	117	38	11	28	0	48,838	0	0
SSCC	South Central Conference	149	6	2,263	0	34,558	101	0	15	226	0	196	25	46	-2	0	34,635	47	0
SSEC	Southeastern Conference	149	13	4,737	4,770	51,199	167	0	123	89	5	142	48	15	7	1	51,370	4,325	4,610
Total:		1,128	189	15,521	13,224	290,116	1,337	0	492	1,841	-83	1,607	484	437	1,324	6	289,845	9,958	10,333

Secretary's Statistical Report - First Quarter 2017

Southwestern Union Conference

My Report 05/01/2017

							Members Added During Period					Members Subtracted During Period							
Code	Organization	Churches	Companies	Church Attendance Second Sabbath Count	Church Attendance Seventh Sabbath Count	Church Membership at Beginning of Period	Baptisms	Former Members' Baptisms	Professions of Faith	Letters Received	Adjustments	Letters Granted	Deaths	Dropped	Missing	Adjustments	Church Membership at End of Period	Sabbath School Attendance Second Sabbath Count	Sabbath School Attendance Seventh Sabbath Count
ARLC	Arkansas-Louisiana Conference	87	17	0	0	12,969	32	0	6	65	-2	83	18	1	-1	0	12,969	2,012	2,292
OKLC	Oklahoma Conference	75	3	3,589	2,288	9,008	46	0	14	54	0	51	17	2	7	3	9,042	2,288	2,659
SWRC	Southwest Region Conference	94	20	5,279	4,335	26,159	104	0	14	81	0	123	20	10	1	0	26,204	1,712	1,801
TXSC	Texas Conference	245	56	16,440	17,238	57,029	439	0	170	562	-36	491	96	70	100	0	57,407	22,816	22,308
TXCC	Texico Conference	71	6	3,197	3,236	11,952	31	0	11	68	1	64	14	8	0	0	11,977	1,821	1,773
Total:		572	102	28,505	27,097	117,117	652	0	215	830	-37	812	165	91	107	3	117,599	30,649	30,833