

Secretary's Statistical Report - Second Quarter 2015

North American Division

My Report 08/05/2015

							Members Added During Period				Members Subtracted During Period							
Code	Organization	Churches	Companies	Church Attendance Second Sabbath Count	Church Attendance Seventh Sabbath Count	Church Membership at Beginning of Period	Baptisms	Professions of Faith	Letters Received	Adjustments	Letters Granted	Deaths	Dropped	Missing	Adjustments	Church Membership at End of Period	Sabbath School Attendance Second Sabbath Count	Sabbath School Attendance Seventh Sabbath Count
NAD-I	North American Division (Internal)	0	0	0	0	25	0	0	0	0	0	0	0	0	0	25	0	0
ATUC	Atlantic Union Conference	579	71	36,841	28,894	115,721	796	179	768	88	885	137	111	141	26	116,252	16,771	16,533
SCIC	Canada, SDA Church in	376	82	2,118	2,294	67,965	381	53	531	42	473	122	65	211	14	68,087	1,567	1,622
COUC	Columbia Union Conference	711	96	31,309	34,194	143,106	1,029	173	707	-37	761	178	52	115	-335	144,207	20,398	20,762
LKUC	Lake Union Conference	499	59	3,400	3,350	86,448	350	77	339	0	387	140	25	22	31	86,609	2,567	2,462
MAUC	Mid-America Union Conference	457	66	16,868	15,143	68,300	258	87	400	0	361	151	22	18	17	68,476	11,456	12,207
NPUC	North Pacific Union Conference	439	71	6,315	5,467	99,733	481	72	441	0	353	220	173	546	16	99,419	363	209
PAUC	Pacific Union Conference	709	98	24,144	5,158	225,242	1,130	172	1,290	14	1,320	398	113	698	116	225,203	25,002	4,005
NSUC	Southern Union Conference	1,108	190	9,165	8,521	279,615	1,732	430	1,711	0	1,504	348	126	656	52	280,802	7,246	6,503
SWUC	Southwestern Union Conference	572	93	43,168	44,168	111,957	1,143	210	795	0	774	144	214	463	50	112,460	29,592	30,748
GUMM	Guam-Micronesia Mission	22	14	1,362	1,236	5,297	44	24	10	22	40	2	0	0	10	5,345	359	244
Total:		5,472	840	174,690	148,425	1,203,409	7,344	1,477	6,992	129	6,858	1,840	901	2,870	-3	1,206,885	115,321	95,295

Secretary's Statistical Report - Second Quarter 2015

Atlantic Union Conference

My Report 07/21/2015

							Members Added During Period				Members Subtracted During Period							
Code	Organization	Churches	Companies	Church Attendance Second Sabbath Count	Church Attendance Seventh Sabbath Count	Church Membership at Beginning of Period	Baptisms	Professions of Faith	Letters Received	Adjustments	Letters Granted	Deaths	Dropped	Missing	Adjustments	Church Membership at End of Period	Sabbath School Attendance Second Sabbath Count	Sabbath School Attendance Seventh Sabbath Count
BERC *	Bermuda Conference	11	1	1,481	1,553	3,910	19	0	18	0	8	2	10	0	13	3,914	723	570
GNYC *	Greater New York Conference	154	18	11,778	11,798	28,186	268	75	112	0	113	33	20	16	11	28,448	8,103	7,032
NYKC *	New York Conference	60	3	1,243	1,564	5,709	22	8	35	0	159	19	0	0	0	5,596	870	1,085
ANEC *	Northeastern Conference	179	24	13,050	8,204	55,133	344	39	443	87	438	43	7	4	0	55,554	2,499	3,414
NNEC *	Northern New England Conference	59	4	4,463	1,042	5,274	21	1	46	1	43	16	7	8	0	5,269	646	562
SNEC *	Southern New England Conference	116	21	4,826	4,733	17,509	122	56	114	0	124	24	67	113	2	17,471	3,930	3,870
Total:		579	71	36,841	28,894	115,721	796	179	768	88	885	137	111	141	26	116,252	16,771	16,533

Secretary's Statistical Report - Second Quarter 2015

Canada, SDA Church in

My Report 07/29/2015

							Members Added During Period				Members Subtracted During Period							
Code	Organization	Churches	Companies	Church Attendance Second Sabbath Count	Church Attendance Seventh Sabbath Count	Church Membership at Beginning of Period	Baptisms	Professions of Faith	Letters Received	Adjustments	Letters Granted	Deaths	Dropped	Missing	Adjustments	Church Membership at End of Period	Sabbath School Attendance Second Sabbath Count	Sabbath School Attendance Seventh Sabbath Count
ALBC	Alberta Conference	64	17	0	0	11,121	71	6	151	0	114	20	-6	33	10	11,178	0	0
BCOC	British Columbia Conference	81	18	0	0	11,344	24	7	114	0	101	30	9	34	1	11,314	0	0
MSKC	Manitoba-Saskatchewan Conference	33	2	2,118	2,294	3,836	18	-2	37	0	22	9	2	0	0	3,856	1,567	1,622
MRTC	Maritime Conference of the Seventh-day Adventist Church, Inc.	26	3	0	0	1,613	7	0	6	0	4	5	1	0	0	1,616	0	0
ONTC	Ontario Conference	125	25	0	0	31,832	187	24	156	42	176	48	54	144	0	31,819	0	0
QUBC	Quebec Conference	39	13	0	0	7,598	73	18	65	0	53	9	1	0	3	7,688	0	0
NWFL	SDA Church in Newfoundland and Labrador	8	4	0	0	621	1	0	2	0	3	1	4	0	0	616	0	0
Total:		376	82	2,118	2,294	67,965	381	53	531	42	473	122	65	211	14	68,087	1,567	1,622

Secretary's Statistical Report - Second Quarter 2015

Columbia Union Conference






My Report 07/29/2015

							Members Added During Period				Members Subtracted During Period							
Code	Organization	Churches	Companies	Church Attendance Second Sabbath Count	Church Attendance Seventh Sabbath Count	Church Membership at Beginning of Period	Baptisms	Professions of Faith	Letters Received	Adjustments	Letters Granted	Deaths	Dropped	Missing	Adjustments	Church Membership at End of Period	Sabbath School Attendance Second Sabbath Count	Sabbath School Attendance Seventh Sabbath Count
ALEC	Allegheny East Conference	119	31	4,165	3,977	38,416	198	40	130	-33	121	21	6	1	-356	38,958	2,259	1,873
ALWC	Allegheny West Conference	54	8	2,681	1,783	15,291	165	25	65	1	77	17	2	-1	0	15,452	1,287	1,089
CHSC	Chesapeake Conference	68	9	1,920	2,131	14,627	98	13	133	0	123	23	4	0	3	14,718	1,253	918
MTVC	Mountain View Conference	34	2	1,175	1,282	2,295	19	5	8	0	14	9	0	0	0	2,304	1,126	1,252
NJRC	New Jersey Conference of Seventh-day Adventists, Inc.	88	8	0	2,171	15,606	124	16	44	0	65	10	4	0	2	15,709	0	1,121
OHIC	Ohio Conference	91	7	2,285	2,517	11,609	67	6	46	0	58	46	19	72	6	11,527	1,270	1,319
PNAC	Pennsylvania Conference	114	6	2,192	3,504	11,272	68	5	29	-5	52	30	5	-5	0	11,287	2,300	2,297
POTC	Potomac Conference	143	25	16,891	16,829	33,990	290	63	252	0	251	22	12	48	10	34,252	10,903	10,893
Total:		711	96	31,309	34,194	143,106	1,029	173	707	-37	761	178	52	115	-335	144,207	20,398	20,762

Secretary's Statistical Report by Country - Second Quarter 2015

Guam-Micronesia Mission

My Report 07/28/2015

Country	Churches	Companies	Church Attendance Second Sabbath Count	Church Attendance Seventh Sabbath Count	Church Membership at Beginning of Period	Members Added During Period				Members Subtracted During Period					Church Membership at End of Period	Sabbath School Attendance Second Sabbath Count	Sabbath School Attendance Seventh Sabbath Count
						Baptisms	Professions of Faith	Letters Received	Adjustments	Letters Granted	Deaths	Dropped	Missing	Adjustments			
 Micronesia (Federated States of)	7	1	0	622	1,728	9	0	0	0	1	0	0	0	6	1,730	0	0
 Guam	7	2	529	271	1,259	8	0	6	22	5	1	0	0	3	1,286	50	30
 Marshall Islands	3	6	438	0	765	25	20	0	0	0	0	0	0	0	810	17	20
 Northern Mariana Islands	1	3	0	207	329	0	0	0	0	34	0	0	0	0	295	0	0
 Palau	4	2	0	413	1,216	2	4	4	0	0	1	0	0	1	1,224	0	0
Total:	22	14	967	1,513	5,297	44	24	10	22	40	2	0	0	10	5,345	67	50

Secretary's Statistical Report - Second Quarter 2015

Lake Union Conference

My Report 07/22/2015

							Members Added During Period				Members Subtracted During Period							
Code	Organization	Churches	Companies	Church Attendance Second Sabbath Count	Church Attendance Seventh Sabbath Count	Church Membership at Beginning of Period	Baptisms	Professions of Faith	Letters Received	Adjustments	Letters Granted	Deaths	Dropped	Missing	Adjustments	Church Membership at End of Period	Sabbath School Attendance Second Sabbath Count	Sabbath School Attendance Seventh Sabbath Count
ILNC *	Illinois Conference	99	18	0	0	13,492	59	26	51	0	71	18	1	-2	0	13,540	0	0
INDC *	Indiana Conference	68	7	0	0	8,159	100	13	53	0	41	9	4	13	0	8,258	0	0
LKRC *	Lake Region Conference	105	1	0	0	31,058	62	7	16	0	50	24	1	0	23	31,045	0	0
MICC *	Michigan Conference	161	25	0	0	26,134	83	10	187	0	192	76	20	11	3	26,112	0	0
WISC *	Wisconsin Conference	66	8	3,400	3,350	7,605	46	21	32	0	33	13	-1	0	5	7,654	2,567	2,462
Total:		499	59	3,400	3,350	86,448	350	77	339	0	387	140	25	22	31	86,609	2,567	2,462

Secretary's Statistical Report - Second Quarter 2015

Mid-America Union Conference

My Report 07/29/2015

							Members Added During Period				Members Subtracted During Period							
Code	Organization	Churches	Companies	Church Attendance Second Sabbath Count	Church Attendance Seventh Sabbath Count	Church Membership at Beginning of Period	Baptisms	Professions of Faith	Letters Received	Adjustments	Letters Granted	Deaths	Dropped	Missing	Adjustments	Church Membership at End of Period	Sabbath School Attendance Second Sabbath Count	Sabbath School Attendance Seventh Sabbath Count
CSTC	Central States Conference	36	18	1,739	1,408	13,906	35	6	46	0	32	16	0	0	7	13,938	581	496
DAKC	Dakota Conference	46	2	841	827	4,013	11	3	18	0	19	17	0	-1	0	4,010	618	545
IWMC	Iowa-Missouri Conference	107	7	4,624	4,118	11,650	56	5	61	0	58	37	1	11	3	11,662	3,273	4,903
KSNC	Kansas-Nebraska Conference	97	6	6,837	6,999	11,818	37	5	81	0	81	24	6	8	0	11,822	5,273	5,207
MINC	Minnesota Conference	72	12	1,448	929	9,301	42	36	27	0	33	14	6	0	4	9,349	864	460
RMTC	Rocky Mountain Conference	99	21	1,379	862	17,612	77	32	167	0	138	43	9	0	3	17,695	847	596
Total:		457	66	16,868	15,143	68,300	258	87	400	0	361	151	22	18	17	68,476	11,456	12,207

Secretary's Statistical Report - Second Quarter 2015

North Pacific Union Conference

My Report 07/24/2015

							Members Added During Period				Members Subtracted During Period							
Code	Organization	Churches	Companies	Church Attendance Second Sabbath Count	Church Attendance Seventh Sabbath Count	Church Membership at Beginning of Period	Baptisms	Professions of Faith	Letters Received	Adjustments	Letters Granted	Deaths	Dropped	Missing	Adjustments	Church Membership at End of Period	Sabbath School Attendance Second Sabbath Count	Sabbath School Attendance Seventh Sabbath Count
ALAC	Alaska Conference	29	6	0	0	3,835	11	0	15	0	10	1	0	0	1	3,849	0	0
IDHC	Idaho Conference of Seventh-day Adventists, Inc.	45	6	0	0	6,536	20	1	55	0	38	8	0	20	1	6,545	0	0
MNTC	Montana Conference	38	5	0	0	4,028	5	2	15	0	18	5	8	0	0	4,019	0	0
ORGC	Oregon Conference	131	19	0	0	36,000	175	22	234	0	201	109	151	70	5	35,895	0	0
UCLC	Upper Columbia Conference	110	17	0	0	26,292	118	19	72	0	42	46	12	9	0	26,392	0	0
WSHC	Washington Conference	86	18	6,315	5,467	23,042	152	28	50	0	44	51	2	447	9	22,719	363	209
Total:		439	71	6,315	5,467	99,733	481	72	441	0	353	220	173	546	16	99,419	363	209

Secretary's Statistical Report - Second Quarter 2015

Pacific Union Conference

My Report 08/05/2015

Code	Organization	Churches	Companies	Church Attendance Second Sabbath Count	Church Attendance Seventh Sabbath Count	Church Membership at Beginning of Period	Members Added During Period				Members Subtracted During Period					Church Membership at End of Period	Sabbath School Attendance Second Sabbath Count	Sabbath School Attendance Seventh Sabbath Count
							Baptisms	Professions of Faith	Letters Received	Adjustments	Letters Granted	Deaths	Dropped	Missing	Adjustments			
ARZC	Arizona Conference	77	26	6,412	5,158	19,736	98	22	148	7	116	39	-1	19	15	19,823	4,505	4,005
CCAC	Central California Conference of SDA	133	7	4,897	0	37,386	192	21	156	0	227	81	6	267	0	37,174	3,670	0
HWIC	Hawaii Conference	31	1	0	0	5,981	38	1	144	0	146	13	-1	109	2	5,895	0	0
NVUC	Nevada-Utah Conference	48	7	2,509	0	9,888	122	15	55	0	57	14	-3	89	6	9,917	1,206	0
NCAC	Northern California Conference of Seventh-day Adventists	141	17	133	0	39,963	181	23	290	4	243	100	4	1	25	40,088	0	0
SECC	Southeastern California Conference	147	15	0	0	70,500	262	54	328	2	314	106	14	198	67	70,447	0	0
SCAC	Southern California Conference	132	25	10,193	0	41,788	237	36	169	1	217	45	94	15	1	41,859	15,621	0
Total:		709	98	24,144	5,158	225,242	1,130	172	1,290	14	1,320	398	113	698	116	225,203	25,002	4,005

Secretary's Statistical Report - Second Quarter 2015

Southern Union Conference

My Report 07/29/2015

							Members Added During Period				Members Subtracted During Period							
Code	Organization	Churches	Companies	Church Attendance Second Sabbath Count	Church Attendance Seventh Sabbath Count	Church Membership at Beginning of Period	Baptisms	Professions of Faith	Letters Received	Adjustments	Letters Granted	Deaths	Dropped	Missing	Adjustments	Church Membership at End of Period	Sabbath School Attendance Second Sabbath Count	Sabbath School Attendance Seventh Sabbath Count
CRLC	Carolina Conference	125	22	2,099	2,277	22,088	190	38	209	0	209	51	39	14	10	22,202	2,067	1,576
FLRC	Florida Conference	202	59	0	0	63,358	544	247	643	0	530	129	23	570	5	63,535	0	0
GCMC	Georgia-Cumberland Conference	166	38	0	0	38,711	262	26	401	0	296	70	34	26	14	38,960	0	0
GSTC	Gulf States Conference	79	7	0	0	11,949	87	14	45	0	34	9	2	0	3	12,047	0	0
KTNC	Kentucky-Tennessee Conference	99	10	2,160	2,413	14,408	70	8	87	0	73	29	10	0	1	14,460	1,573	1,817
SALC	South Atlantic Conference	147	25	0	0	47,186	141	24	61	0	66	15	3	33	19	47,276	0	0
SSCC	South Central Conference	147	12	525	0	33,323	205	12	88	0	82	28	2	0	0	33,516	225	0
SSEC	Southeastern Conference	143	17	4,381	3,831	48,592	233	61	177	0	214	17	13	13	0	48,806	3,381	3,110
Total:		1,108	190	9,165	8,521	279,615	1,732	430	1,711	0	1,504	348	126	656	52	280,802	7,246	6,503

Secretary's Statistical Report - Second Quarter 2015

Southwestern Union Conference

My Report 07/21/2015

							Members Added During Period				Members Subtracted During Period							
Code	Organization	Churches	Companies	Church Attendance Second Sabbath Count	Church Attendance Seventh Sabbath Count	Church Membership at Beginning of Period	Baptisms	Professions of Faith	Letters Received	Adjustments	Letters Granted	Deaths	Dropped	Missing	Adjustments	Church Membership at End of Period	Sabbath School Attendance Second Sabbath Count	Sabbath School Attendance Seventh Sabbath Count
ARLC *	Arkansas-Louisiana Conference	87	17	5,831	5,727	12,567	124	12	140	0	138	28	14	75	2	12,586	4,209	4,113
OKLC *	Oklahoma Conference	74	3	2,840	2,936	8,806	44	51	64	0	57	25	11	34	1	8,837	79	79
SWRC *	Southwest Region Conference	97	19	5,688	5,557	25,239	304	17	137	0	142	16	3	147	0	25,389	1,452	1,329
TXSC *	Texas Conference	243	48	24,140	25,359	53,071	565	84	382	0	347	54	79	30	39	53,553	20,921	22,189
TXCC *	Texico Conference	71	6	4,669	4,589	12,274	106	46	72	0	90	21	107	177	8	12,095	2,931	3,038
Total:		572	93	43,168	44,168	111,957	1,143	210	795	0	774	144	214	463	50	112,460	29,592	30,748