

Secretary's Statistical Report - Fourth Quarter 2018

North American Division

My Report 02/12/2019

							Members Added During Period					Members Subtracted During Period							
Code	Organization	Churches	Companies	Church Attendance Second Sabbath Count	Church Attendance Seventh Sabbath Count	Church Membership at Beginning of Period	Baptisms	Former Members' Baptisms	Professions of Faith	Letters Received	Adjustments	Letters Granted	Deaths	Dropped	Missing	Adjustments	Church Membership at End of Period	Sabbath School Attendance Second Sabbath Count	Sabbath School Attendance Seventh Sabbath Count
NAD-I	North American Division (Internal)	1	0	0	0	25	0	0	0	0	0	1	0	0	0	0	24	0	0
ATUC	Atlantic Union Conference	601	76	42,248	43,528	124,283	761	0	170	557	139	573	210	141	134	5	124,847	28,997	29,470
SCIC	Canada, SDA Church in	392	80	6,617	11,645	71,674	467	0	104	574	3	523	125	64	-7	32	72,085	3,711	5,299
COUC	Columbia Union Conference	745	101	36,302	34,653	154,343	1,115	0	213	788	214	833	270	124	170	20	155,256	19,383	18,770
LKUC	Lake Union Conference	504	56	3,959	4,120	88,365	352	0	73	537	-77	540	154	81	-61	0	88,536	2,653	2,884
MAUC	Mid-America Union Conference	463	64	20,634	17,130	64,377	437	0	115	991	22	966	143	33	42	15	64,743	13,519	12,236
NPUC	North Pacific Union Conference	445	61	0	0	102,146	543	0	71	691	-7	602	240	60	78	14	102,450	0	0
PAUC	Pacific Union Conference	713	91	49,668	46,531	226,715	1,109	0	216	1,336	241	1,381	344	112	539	3,695	223,546	23,594	22,315
NSUC	Southern Union Conference	1,139	211	14,933	14,855	297,696	2,250	0	624	2,795	-37	2,433	414	771	614	14	299,082	11,777	11,969
SWUC	Southwestern Union Conference	581	110	36,714	26,364	120,829	1,132	0	171	848	-19	822	163	113	315	0	121,548	22,994	16,244
GUMM	Guam-Micronesia Mission	22	15	0	2,130	5,783	16	0	5	1	0	3	6	0	0	0	5,796	0	0
Total:		5,606	865	211,075	200,956	1,256,236	8,182	0	1,762	9,118	479	8,677	2,069	1,499	1,824	3,795	1,257,913	126,628	119,187

Secretary's Statistical Report by Country - Fourth Quarter 2018

North American Division (Internal)

My Report 02/12/2019

Country						Members Added During Period					Members Subtracted During Period							
	Churches	Companies	Church Attendance Second Sabbath Count	Church Attendance Seventh Sabbath Count	Church Membership at Beginning of Period	Baptisms	Former Members' Baptisms	Professions of Faith	Letters Received	Adjustments	Letters Granted	Deaths	Dropped	Missing	Adjustments	Church Membership at End of Period	Sabbath School Attendance Second Sabbath Count	Sabbath School Attendance Seventh Sabbath Count
United States	1	0	0	0	25	0	0	0	0	0	1	0	0	0	0	24	0	0
Total:	1	0	0	0	25	0	0	0	0	0	1	0	0	0	0	24	0	0

Secretary's Statistical Report - Fourth Quarter 2018

Atlantic Union Conference

My Report 01/28/2019

							Members Added During Period					Members Subtracted During Period							
Code	Organization	Churches	Companies	Church Attendance Second Sabbath Count	Church Attendance Seventh Sabbath Count	Church Membership at Beginning of Period	Baptisms	Forme Members' Baptisms	Professions of Faith	Letters Received	Adjustments	Letters Granted	Deaths	Dropped	Missing	Adjustments	Church Membership at End of Period	Sabbath School Attendance Second Sabbath Count	Sabbath School Attendance Seventh Sabbath Count
BERC	Bermuda Conference	11	1	1,160	999	4,032	6	0	1	14	1	20	14	1	0	0	4,019	417	440
GNYC	Greater New York Conference	161	26	30,281	31,170	31,011	233	0	75	141	13	169	64	81	39	0	31,120	24,452	24,660
NYKC	New York Conference	65	3	1,326	1,398	5,893	31	0	8	51	0	51	15	13	0	0	5,904	891	998
ANEC	Northeastern Conference	182	24	7,388	7,692	59,037	374	0	52	194	125	192	78	18	62	0	59,432	2,001	1,879
NNEC	Northern New England Conference	57	4	589	668	5,205	8	0	1	29	0	23	13	0	0	1	5,206	400	478
SNEC	Southern New England Conference	125	18	1,504	1,601	19,105	109	0	33	128	0	118	26	28	33	4	19,166	836	1,015
Total:		601	76	42,248	43,528	124,283	761	0	170	557	139	573	210	141	134	5	124,847	28,997	29,470

Secretary's Statistical Report - Fourth Quarter 2018

Canada, SDA Church in

My Report 01/28/2019

							Members Added During Period					Members Subtracted During Period							
Code	Organization	Churches	Companies	Church Attendance Second Sabbath Count	Church Attendance Seventh Sabbath Count	Church Membership at Beginning of Period	Baptisms	Former Members' Baptisms	Professions of Faith	Letters Received	Adjustments	Letters Granted	Deaths	Dropped	Missing	Adjustments	Church Membership at End of Period	Sabbath School Attendance Second Sabbath Count	Sabbath School Attendance Seventh Sabbath Count
ALBC	Alberta Conference	68	16	0	0	11,882	49	0	16	124	0	93	21	17	-8	6	11,942	0	0
BCOC	British Columbia Conference	82	16	0	6,091	11,363	49	0	20	96	0	86	27	5	2	3	11,405	0	2,017
MSKC	Manitoba-Saskatchewan Conference	34	3	2,290	2,123	4,120	8	0	2	43	2	35	9	0	0	0	4,131	1,595	1,562
MRTC	Maritime Conference of the Seventh-day Adventist Church, Inc.	27	4	850	765	1,649	5	0	1	25	0	23	6	0	0	0	1,651	555	518
ONTC	Ontario Conference	131	27	0	0	33,683	284	0	51	237	0	237	52	27	-1	23	33,917	0	0
QUBC	Quebec Conference	42	11	3,477	2,666	8,467	70	0	12	46	1	42	6	15	0	0	8,533	1,561	1,202
NWFL	SDA Church in Newfoundland and Labrador	8	3	0	0	510	2	0	2	3	0	7	4	0	0	0	506	0	0
Total:		392	80	6,617	11,645	71,674	467	0	104	574	3	523	125	64	-7	32	72,085	3,711	5,299

Secretary's Statistical Report - Fourth Quarter 2018

Columbia Union Conference

My Report 01/29/2019

							Members Added During Period					Members Subtracted During Period							
Code	Organization	Churches	Companies	Church Attendance Second Sabbath Count	Church Attendance Seventh Sabbath Count	Church Membership at Beginning of Period	Baptisms	Forme Members' Baptisms	Professions of Faith	Letters Received	Adjustments	Letters Granted	Deaths	Dropped	Missing	Adjustments	Church Membership at End of Period	Sabbath School Attendance Second Sabbath Count	Sabbath School Attendance Seventh Sabbath Count
ALEC *	Allegheny East Conference	136	34	5,973	5,525	41,849	213	0	26	184	233	159	49	8	-1	0	42,290	1,580	1,638
ALWC *	Allegheny West Conference	58	5	2,050	1,843	16,889	115	0	17	28	1	38	34	36	45	0	16,897	1,069	816
CHSC *	Chesapeake Conference	69	12	2,519	1,728	15,952	98	0	34	130	0	96	30	1	0	2	16,085	984	1,095
MTVC *	Mountain View Conference	34	4	888	924	2,272	9	0	4	15	0	30	14	18	17	0	2,221	673	673
NJRC *	New Jersey Conference of Seventh-day Adventists, Inc.	92	10	1,935	1,665	16,774	187	0	23	49	0	98	15	3	37	12	16,868	945	897
OHIC *	Ohio Conference	0	0	0	0	11,916	0	0	0	0	0	0	0	0	0	0	11,916	0	0
PNAC *	Pennsylvania Conference	118	5	4,462	4,556	12,166	147	0	41	89	-9	88	27	22	-2	0	12,299	2,915	2,774
POTC *	Potomac Conference	145	24	17,130	17,063	36,525	253	0	60	206	0	247	39	20	44	17	36,677	10,513	10,645
Total:		652	94	34,957	33,304	154,343	1,022	0	205	701	225	756	208	108	140	31	155,253	18,679	18,538

Secretary's Statistical Report - Fourth Quarter 2018

Columbia Union Conference

My Report 01/31/2019

							Members Added During Period					Members Subtracted During Period							
Code	Organization	Churches	Companies	Church Attendance Second Sabbath Count	Church Attendance Seventh Sabbath Count	Church Membership at Beginning of Period	Baptisms	Former Members' Baptisms	Professions of Faith	Letters Received	Adjustments	Letters Granted	Deaths	Dropped	Missing	Adjustments	Church Membership at End of Period	Sabbath School Attendance Second Sabbath Count	Sabbath School Attendance Seventh Sabbath Count
ALEC	Allegheny East Conference	136	34	5,973	5,525	41,849	213	0	26	184	233	159	49	8	-1	0	42,290	1,580	1,638
ALWC	Allegheny West Conference	58	5	2,050	1,843	16,889	115	0	17	28	1	38	34	36	45	0	16,897	1,069	816
CHSC	Chesapeake Conference	69	12	2,519	1,728	15,952	98	0	34	130	0	96	30	1	0	2	16,085	984	1,095
MTVC	Mountain View Conference	34	4	888	924	2,272	9	0	4	15	0	30	14	18	17	0	2,221	673	673
NJRC	New Jersey Conference of Seventh-day Adventists, Inc.	92	10	1,935	1,665	16,774	187	0	23	49	-12	98	15	3	37	0	16,868	945	897
OHIC *	Ohio Conference	93	7	0	0	11,916	55	0	5	76	0	64	59	15	30	1	11,883	0	0
PNAC	Pennsylvania Conference	118	5	4,462	4,556	12,166	147	0	41	89	-9	88	27	22	-2	0	12,299	2,915	2,774
POTC	Potomac Conference	145	24	17,130	17,063	36,525	253	0	60	206	0	247	39	20	44	17	36,677	10,513	10,645
Total:		745	101	34,957	33,304	154,343	1,077	0	210	777	213	820	267	123	170	20	155,220	18,679	18,538

Secretary's Statistical Report - Fourth Quarter 2018

Lake Union Conference

My Report 01/28/2019

							Members Added During Period					Members Subtracted During Period							
Code	Organization	Churches	Companies	Church Attendance Second Sabbath Count	Church Attendance Seventh Sabbath Count	Church Membership at Beginning of Period	Baptisms	Former Members' Baptisms	Professions of Faith	Letters Received	Adjustments	Letters Granted	Deaths	Dropped	Missing	Adjustments	Church Membership at End of Period	Sabbath School Attendance Second Sabbath Count	Sabbath School Attendance Seventh Sabbath Count
ILNC	Illinois Conference	101	14	0	0	13,762	48	0	12	93	-2	88	13	20	2	0	13,790	0	0
INDC	Indiana Conference	70	8	639	965	8,790	61	0	10	71	-24	72	30	32	30	0	8,744	372	600
LKRC	Lake Region Conference	107	0	0	0	31,556	102	0	32	58	-42	81	30	0	0	0	31,595	0	0
MICC	Michigan Conference	162	24	0	0	26,665	112	0	16	222	-5	209	60	27	48	0	26,666	0	0
WISC	Wisconsin Conference	64	10	3,320	3,155	7,592	29	0	3	93	-4	90	21	2	-141	0	7,741	2,281	2,284
Total:		504	56	3,959	4,120	88,365	352	0	73	537	-77	540	154	81	-61	0	88,536	2,653	2,884

Secretary's Statistical Report - Fourth Quarter 2018

Mid-America Union Conference

My Report 01/28/2019

							Members Added During Period					Members Subtracted During Period							
Code	Organization	Churches	Companies	Church Attendance Second Sabbath Count	Church Attendance Seventh Sabbath Count	Church Membership at Beginning of Period	Baptisms	Former Members' Baptisms	Professions of Faith	Letters Received	Adjustments	Letters Granted	Deaths	Dropped	Missing	Adjustments	Church Membership at End of Period	Sabbath School Attendance Second Sabbath Count	Sabbath School Attendance Seventh Sabbath Count
CSTC	Central States Conference	36	17	2,043	1,480	8,656	126	0	11	60	11	64	13	2	0	0	8,785	439	867
DAKC	Dakota Conference	42	3	1,528	1,389	4,007	3	0	0	144	0	140	10	1	0	0	4,003	1,145	1,002
IWMC	Iowa-Missouri Conference	107	10	4,098	4,511	12,033	58	0	11	118	7	102	29	16	2	0	12,078	2,943	3,025
KSNC	Kansas-Nebraska Conference	95	5	6,372	6,397	11,751	47	0	3	67	4	81	40	4	6	0	11,741	5,098	5,134
MINC	Minnesota Conference	76	13	3,138	2,249	10,399	69	0	60	68	0	74	12	1	15	4	10,490	2,248	1,679
RMTC	Rocky Mountain Conference	107	16	3,455	1,104	17,531	134	0	30	534	0	505	39	9	19	11	17,646	1,646	529
Total:		463	64	20,634	17,130	64,377	437	0	115	991	22	966	143	33	42	15	64,743	13,519	12,236

Secretary's Statistical Report - Fourth Quarter 2018

Pacific Union Conference

My Report 01/28/2019

							Members Added During Period					Members Subtracted During Period							
Code	Organization	Churches	Companies	Church Attendance Second Sabbath Count	Church Attendance Seventh Sabbath Count	Church Membership at Beginning of Period	Baptisms	Former Members' Baptisms	Professions of Faith	Letters Received	Adjustments	Letters Granted	Deaths	Dropped	Missing	Adjustments	Church Membership at End of Period	Sabbath School Attendance Second Sabbath Count	Sabbath School Attendance Seventh Sabbath Count
ARZC	Arizona Conference	79	15	5,276	4,807	20,698	163	0	37	133	0	112	28	12	31	9	20,839	3,002	2,791
CCAC	Central California Conference of SDA	131	15	7,797	6,963	37,907	218	0	18	245	241	257	67	33	41	3,618	34,613	4,996	4,146
HWIC	Hawaii Conference	31	2	583	385	6,325	30	0	7	31	0	47	16	0	21	9	6,300	265	127
NVUC	Nevada-Utah Conference	49	7	1,281	1,174	10,421	55	0	5	56	0	34	18	22	65	8	10,390	645	430
NCAC	Northern California Conference of Seventh-day Adventists	145	17	9,916	9,190	40,732	150	0	38	303	0	292	66	6	1	2	40,856	1,344	1,338
SECC	Southeastern California Conference	151	11	7,504	6,591	70,077	312	0	66	293	0	308	81	10	116	46	70,187	3,485	3,251
SCAC	Southern California Conference	127	24	17,311	17,421	40,555	181	0	45	275	0	331	68	29	264	3	40,361	9,857	10,232
Total:		713	91	49,668	46,531	226,715	1,109	0	216	1,336	241	1,381	344	112	539	3,695	223,546	23,594	22,315

Secretary's Statistical Report - Fourth Quarter 2018

North Pacific Union Conference

My Report 01/28/2019

							Members Added During Period					Members Subtracted During Period							
Code	Organization	Churches	Companies	Church Attendance Second Sabbath Count	Church Attendance Seventh Sabbath Count	Church Membership at Beginning of Period	Baptisms	Former Members' Baptisms	Professions of Faith	Letters Received	Adjustments	Letters Granted	Deaths	Dropped	Missing	Adjustments	Church Membership at End of Period	Sabbath School Attendance Second Sabbath Count	Sabbath School Attendance Seventh Sabbath Count
ALAC	Alaska Conference	28	5	0	0	3,927	12	0	0	24	0	27	4	0	0	2	3,930	0	0
IDHC	Idaho Conference of Seventh-day Adventists, Inc.	44	7	0	0	6,890	61	0	3	67	0	59	13	6	14	2	6,927	0	0
MNTC	Montana Conference	36	5	0	0	3,998	6	0	1	33	0	16	10	0	0	3	4,009	0	0
ORGC	Oregon Conference	133	16	0	0	36,630	147	0	24	213	0	197	114	10	12	4	36,677	0	0
UCLC	Upper Columbia Conference	114	12	0	0	27,038	171	0	17	266	0	230	59	23	-1	3	27,178	0	0
WSHC	Washington Conference	90	16	0	0	23,663	146	0	26	88	-7	73	40	21	53	0	23,729	0	0
Total:		445	61	0	0	102,146	543	0	71	691	-7	602	240	60	78	14	102,450	0	0

Secretary's Statistical Report - Fourth Quarter 2018

Southern Union Conference

My Report 01/28/2019

							Members Added During Period					Members Subtracted During Period							
Code	Organization	Churches	Companies	Church Attendance Second Sabbath Count	Church Attendance Seventh Sabbath Count	Church Membership at Beginning of Period	Baptisms	Former Members' Baptisms	Professions of Faith	Letters Received	Adjustments	Letters Granted	Deaths	Dropped	Missing	Adjustments	Church Membership at End of Period	Sabbath School Attendance Second Sabbath Count	Sabbath School Attendance Seventh Sabbath Count
CRLC	Carolina Conference	131	30	5,710	6,302	23,610	206	0	46	351	0	292	41	62	10	2	23,806	5,552	5,951
FLRC	Florida Conference	209	64	0	0	64,205	576	0	146	560	-33	453	153	523	477	0	63,848	0	0
GCMC	Georgia-Cumberland Conference	177	36	0	0	41,051	258	0	74	695	-10	544	76	19	52	0	41,377	0	0
GSTC	Gulf States Conference	80	13	2,995	3,338	13,025	89	0	19	31	0	48	19	110	0	-2	12,989	1,748	1,982
KTNC	Kentucky-Tennessee Conference	98	13	1,610	1,147	15,396	63	0	72	99	-2	93	19	23	0	0	15,493	1,279	968
SALC	South Atlantic Conference	144	28	0	0	49,657	199	0	57	106	-19	115	38	13	18	0	49,816	0	0
SSCC	South Central Conference	151	9	932	0	36,342	237	0	36	108	0	88	25	9	26	0	36,575	296	0
SSEC	Southeastern Conference	149	18	3,686	4,068	54,410	622	0	174	845	27	800	43	12	31	14	55,178	2,902	3,068
Total:		1,139	211	14,933	14,855	297,696	2,250	0	624	2,795	-37	2,433	414	771	614	14	299,082	11,777	11,969

Secretary's Statistical Report - Fourth Quarter 2018

Southwestern Union Conference






My Report 01/28/2019

							Members Added During Period					Members Subtracted During Period							
Code	Organization	Churches	Companies	Church Attendance Second Sabbath Count	Church Attendance Seventh Sabbath Count	Church Membership at Beginning of Period	Baptisms	Former Members' Baptisms	Professions of Faith	Letters Received	Adjustments	Letters Granted	Deaths	Dropped	Missing	Adjustments	Church Membership at End of Period	Sabbath School Attendance Second Sabbath Count	Sabbath School Attendance Seventh Sabbath Count
ARLC	Arkansas-Louisiana Conference	89	17	2,348	2,316	13,257	99	0	20	130	0	121	12	4	14	0	13,355	1,041	945
OKLC	Oklahoma Conference	74	6	2,205	2,443	8,620	41	0	11	196	-2	190	48	54	-11	0	8,585	925	876
SWRC	Southwest Region Conference	95	21	4,795	4,323	26,820	183	0	19	87	0	104	17	2	0	0	26,986	1,857	1,965
TXSC	Texas Conference	250	62	24,429	13,747	60,080	722	0	106	400	-13	369	66	50	219	0	60,591	17,603	10,623
TXCC	Texico Conference	73	4	2,937	3,535	12,052	87	0	15	35	-4	38	20	3	93	0	12,031	1,568	1,835
Total:		581	110	36,714	26,364	120,829	1,132	0	171	848	-19	822	163	113	315	0	121,548	22,994	16,244

Secretary's Statistical Report by Country - Fourth Quarter 2018

Guam-Micronesia Mission

My Report 01/28/2019

Country	Churches	Companies	Church Attendance Second Sabbath Count	Church Attendance Seventh Sabbath Count	Church Membership at Beginning of Period	Members Added During Period					Members Subtracted During Period					Church Membership at End of Period	Sabbath School Attendance Second Sabbath Count	Sabbath School Attendance Seventh Sabbath Count	
						Baptisms	Former Members' Baptisms	Professions of Faith	Letters Received	Adjustments	Letters Granted	Deaths	Dropped	Missing	Adjustments				
 Micronesia	7	2	0	502	1,774	2	0	0	0	0	0	0	0	0	0	0	1,776	0	0
 Guam	7	2	0	0	1,424	5	0	3	1	0	3	5	0	0	0	0	1,425	0	0
 Marshall Islands	3	4	0	386	906	0	0	0	0	0	0	0	0	0	0	0	906	0	0
 Northern Mariana Islands	1	4	0	256	346	1	0	0	0	0	0	0	0	0	0	0	347	0	0
 Palau	4	3	0	371	1,333	8	0	2	0	0	0	1	0	0	0	0	1,342	0	0
Total:	22	15	0	1,515	5,783	16	0	5	1	0	3	6	0	0	0	0	5,796	0	0