

Secretary's Statistical Report - Second Quarter 2017

Atlantic Union Conference

My Report 08/16/2017

							Members Added During Period					Members Subtracted During Period							
Code	Organization	Churches	Companies	Church Attendance Second Sabbath Count	Church Attendance Seventh Sabbath Count	Church Membership at Beginning of Period	Baptisms	Former Members' Baptisms	Professions of Faith	Letters Received	Adjustments	Letters Granted	Deaths	Dropped	Missing	Adjustments	Church Membership at End of Period	Sabbath School Attendance Second Sabbath Count	Sabbath School Attendance Seventh Sabbath Count
BERC	Bermuda Conference	11	1	1,465	1,218	3,977	60	0	1	1	0	4	10	0	0	0	4,025	482	475
GNYC	Greater New York Conference	156	21	22,138	23,395	29,867	326	3	50	127	0	170	28	154	28	9	29,984	14,311	13,615
NYKC	New York Conference	65	2	1,388	1,180	5,828	26	0	13	27	0	33	11	3	1	0	5,846	1,019	926
ANEC	Northeastern Conference	182	23	8,593	6,996	57,412	346	1	35	201	22	201	71	113	100	0	57,532	2,694	2,300
NNEC	Northern New England Conference	56	4	1,186	862	5,227	13	0	1	36	0	43	15	1	0	0	5,218	864	574
SNEC	Southern New England Conference	119	23	2,601	2,395	18,493	128	0	32	88	16	83	9	16	-15	0	18,664	1,448	1,291
Total:		589	74	37,371	36,046	120,804	899	4	132	480	38	534	144	287	114	9	121,269	20,818	19,181

Secretary's Statistical Report - Second Quarter 2017

Canada, SDA Church in

My Report 08/16/2017

Code	Organization	Churches	Companies	Church Attendance Second Sabbath Count	Church Attendance Seventh Sabbath Count	Church Membership at Beginning of Period	Members Added During Period					Members Subtracted During Period					Church Membership at End of Period	Sabbath School Attendance Second Sabbath Count	Sabbath School Attendance Seventh Sabbath Count
							Baptisms	Former Members' Baptisms	Professions of Faith	Letters Received	Adjustments	Letters Granted	Deaths	Dropped	Missing	Adjustments			
ALBC	Alberta Conference	66	15	0	0	11,689	111	1	16	132	0	105	17	10	-1	7	11,811	0	0
BCOC	British Columbia Conference	81	17	0	0	11,464	36	0	6	95	0	94	27	0	0	3	11,477	0	0
MSKC	Manitoba-Saskatchewan Conference	34	3	1,722	2,344	4,024	10	1	0	31	0	25	7	0	0	0	4,034	1,626	2,209
MRTC	Maritime Conference of the Seventh-day Adventist Church, Inc.	27	3	836	828	1,654	2	0	0	33	0	27	7	0	0	0	1,655	581	574
ONTC	Ontario Conference	127	30	0	0	32,796	159	1	28	142	0	136	41	11	-1	6	32,933	0	0
QUBC	Quebec Conference	41	11	3,167	2,262	8,171	31	2	4	46	0	48	3	0	-1	2	8,202	1,967	1,161
NWFL	SDA Church in Newfoundland and Labrador	8	3	0	0	559	3	0	0	0	0	0	1	15	0	0	546	0	0
Total:		384	82	5,725	5,434	70,357	352	5	54	479	0	435	103	36	-3	18	70,658	4,174	3,944

Secretary's Statistical Report - Second Quarter 2017

Columbia Union Conference






My Report 08/16/2017

							Members Added During Period					Members Subtracted During Period							
Code	Organization	Churches	Companies	Church Attendance Second Sabbath Count	Church Attendance Seventh Sabbath Count	Church Membership at Beginning of Period	Baptisms	Former Members' Baptisms	Professions of Faith	Letters Received	Adjustments	Letters Granted	Deaths	Dropped	Missing	Adjustments	Church Membership at End of Period	Sabbath School Attendance Second Sabbath Count	Sabbath School Attendance Seventh Sabbath Count
ALEC	Allegheny East Conference	127	28	5,993	4,374	40,298	143	0	20	127	35	133	35	7	-2	2	40,448	2,606	2,207
ALWC	Allegheny West Conference	57	6	2,205	2,178	16,507	35	0	10	13	1	14	15	13	0	0	16,524	1,014	956
CHSC	Chesapeake Conference	67	9	2,921	2,495	15,104	148	0	30	135	0	107	17	10	5	4	15,274	1,881	1,467
MTVC	Mountain View Conference	34	4	1,261	1,269	2,265	17	0	0	23	0	21	7	1	9	0	2,267	1,189	1,206
NJRC	New Jersey Conference of Seventh-day Adventists, Inc.	89	8	2,194	3,359	16,457	447	1	60	101	0	109	35	8	-2	91	16,825	1,231	1,642
OHIC	Ohio Conference	91	7	2,625	1,954	11,781	76	2	15	145	0	139	16	4	14	3	11,843	1,388	1,212
PNAC	Pennsylvania Conference	116	6	4,104	3,766	11,501	104	1	11	82	0	68	22	10	9	4	11,586	2,294	2,019
POTC	Potomac Conference	145	23	17,396	17,723	35,382	331	0	67	209	0	220	36	12	19	20	35,682	10,935	10,882
Total:		726	91	38,699	37,118	149,295	1,301	4	213	835	36	811	183	65	52	124	150,449	22,538	21,591

Secretary's Statistical Report by Country - Second Quarter 2017

Guam-Micronesia Mission

My Report 08/16/2017

Country	Churches	Companies	Church Attendance Second Sabbath Count	Church Attendance Seventh Sabbath Count	Church Membership at Beginning of Period	Members Added During Period					Members Subtracted During Period					Church Membership at End of Period	Sabbath School Attendance Second Sabbath Count	Sabbath School Attendance Seventh Sabbath Count	
						Baptisms	Former Members' Baptisms	Professions of Faith	Letters Received	Adjustments	Letters Granted	Deaths	Dropped	Missing	Adjustments				
 Micronesia (Federated States of)	6	1	0	0	1,755	0	0	0	0	0	0	0	0	0	0	0	1,755	0	0
 Guam	6	1	0	0	1,364	13	0	0	10	0	4	1	0	0	0	0	1,382	0	0
 Marshall Islands	3	4	0	0	884	9	0	0	0	0	0	0	0	0	0	0	893	0	0
 Northern Mariana Islands	1	4	0	0	312	0	0	0	0	0	0	0	0	0	0	0	312	0	0
 Palau	3	3	0	0	1,261	0	0	0	0	0	0	0	0	0	0	0	1,261	0	0
Total:	19	13	0	0	5,576	22	0	0	10	0	4	1	0	0	0	0	5,603	0	0

Secretary's Statistical Report - Second Quarter 2017

Lake Union Conference

My Report 08/16/2017

							Members Added During Period					Members Subtracted During Period							
Code	Organization	Churches	Companies	Church Attendance Second Sabbath Count	Church Attendance Seventh Sabbath Count	Church Membership at Beginning of Period	Baptisms	Former Members' Baptisms	Professions of Faith	Letters Received	Adjustments	Letters Granted	Deaths	Dropped	Missing	Adjustments	Church Membership at End of Period	Sabbath School Attendance Second Sabbath Count	Sabbath School Attendance Seventh Sabbath Count
ILNC	Illinois Conference	98	18	0	0	13,788	50	1	12	80	2	82	29	6	1	0	13,815	0	0
INDC	Indiana Conference	69	7	0	0	8,528	54	0	4	52	0	29	6	5	5	6	8,587	0	0
LKRC	Lake Region Conference	105	1	0	0	31,223	41	2	14	20	0	46	4	0	0	2	31,248	0	0
MICC	Michigan Conference	162	23	0	0	26,407	122	0	63	212	0	207	57	31	70	6	26,433	0	0
WISC	Wisconsin Conference	65	8	3,424	3,312	7,713	29	0	1	52	-2	67	14	4	1	1	7,706	2,482	2,334
Total:		499	57	3,424	3,312	87,659	296	3	94	416	0	431	110	46	77	15	87,789	2,482	2,334

Secretary's Statistical Report - Second Quarter 2017

Mid-America Union Conference

My Report 08/16/2017

							Members Added During Period					Members Subtracted During Period							
Code	Organization	Churches	Companies	Church Attendance Second Sabbath Count	Church Attendance Seventh Sabbath Count	Church Membership at Beginning of Period	Baptisms	Former Members' Baptisms	Professions of Faith	Letters Received	Adjustments	Letters Granted	Deaths	Dropped	Missing	Adjustments	Church Membership at End of Period	Sabbath School Attendance Second Sabbath Count	Sabbath School Attendance Seventh Sabbath Count
CSTC	Central States Conference	36	14	2,252	2,343	14,339	58	0	6	51	-6	56	11	0	0	0	14,381	321	332
DAKC	Dakota Conference	43	3	1,214	1,181	4,059	20	0	4	33	0	24	11	8	-1	1	4,073	1,395	1,600
IWMC	Iowa-Missouri Conference	107	11	4,158	4,027	11,827	49	0	5	46	0	56	23	19	4	3	11,822	2,785	2,553
KSNC	Kansas-Nebraska Conference	96	5	5,389	5,251	12,076	58	0	6	59	0	50	17	2	0	2	12,128	6,494	6,549
MINC	Minnesota Conference	73	15	1,727	1,302	9,847	63	0	17	58	0	66	8	14	75	5	9,817	2,778	1,895
RMTC	Rocky Mountain Conference	101	20	2,372	2,099	18,019	92	0	18	133	0	105	34	70	0	5	18,048	4,246	4,398
Total:		456	68	17,112	16,203	70,167	340	0	56	380	-6	357	104	113	78	16	70,269	18,019	17,327

Secretary's Statistical Report - Second Quarter 2017

North American Division (Internal)

My Report 08/16/2017

							Members Added During Period					Members Subtracted During Period							
Code	Organization	Churches	Companies	Church Attendance Second Sabbath Count	Church Attendance Seventh Sabbath Count	Church Membership at Beginning of Period	Baptisms	Former Members' Baptisms	Professions of Faith	Letters Received	Adjustments	Letters Granted	Deaths	Dropped	Missing	Adjustments	Church Membership at End of Period	Sabbath School Attendance Second Sabbath Count	Sabbath School Attendance Seventh Sabbath Count
NAD-I	North American Division (Internal)	1	0	0	0	17	0	0	0	0	0	0	0	0	0	17	0	0	

Secretary's Statistical Report - Second Quarter 2017

North American Division

My Report 08/16/2017

Code	Organization	Churches	Companies	Church Attendance Second Sabbath Count	Church Attendance Seventh Sabbath Count	Church Membership at Beginning of Period	Members Added During Period					Members Subtracted During Period					Church Membership at End of Period	Sabbath School Attendance Second Sabbath Count	Sabbath School Attendance Seventh Sabbath Count	
							Baptisms	Former Members' Baptisms	Professions of Faith	Letters Received	Adjustments	Letters Granted	Deaths	Dropped	Missing	Adjustments				
NAD-I	North American Division (Internal)	1	0	0	0	17	0	0	0	0	0	0	0	0	0	0	0	17	0	0
ATUC	Atlantic Union Conference	589	74	37,371	36,046	120,804	899	4	132	480	38	534	144	287	114	9	121,269	20,818	19,181	
SCIC	Canada, SDA Church in	384	82	5,725	5,434	70,357	352	5	54	479	0	435	103	36	-3	18	70,658	4,174	3,944	
COUC	Columbia Union Conference	726	91	38,699	37,118	149,295	1,301	4	213	835	36	811	183	65	52	124	150,449	22,538	21,591	
LKUC	Lake Union Conference	499	57	3,424	3,312	87,659	296	3	94	416	0	431	110	46	77	15	87,789	2,482	2,334	
MAUC	Mid-America Union Conference	456	68	17,112	16,203	70,167	340	0	56	380	-6	357	104	113	78	16	70,269	18,019	17,327	
NPUC	North Pacific Union Conference	446	65	0	0	100,970	383	4	73	665	0	567	208	38	125	13	101,144	0	0	
PAUC	Pacific Union Conference	711	88	26,592	25,927	225,335	1,058	10	271	1,259	8	1,348	379	98	386	55	225,675	25,327	23,121	
NSUC	Southern Union Conference	1,128	190	12,788	9,489	289,845	1,884	13	365	1,831	207	1,556	425	182	223	22	291,737	7,712	6,435	
SWUC	Southwestern Union Conference	571	105	39,462	36,450	117,599	1,135	1	162	615	-22	575	128	67	11	3	118,706	25,084	25,876	
GUMM	Guam-Micronesia Mission	19	13	0	0	5,576	22	0	0	10	0	4	1	0	0	0	5,603	0	0	
Total:		5,530	833	181,173	169,979	1,237,624	7,670	44	1,420	6,970	261	6,618	1,785	932	1,063	275	1,243,316	126,154	119,809	

Secretary's Statistical Report - Second Quarter 2017

North Pacific Union Conference

My Report 08/16/2017

							Members Added During Period					Members Subtracted During Period							
Code	Organization	Churches	Companies	Church Attendance Second Sabbath Count	Church Attendance Seventh Sabbath Count	Church Membership at Beginning of Period	Baptisms	Former Members' Baptisms	Professions of Faith	Letters Received	Adjustments	Letters Granted	Deaths	Dropped	Missing	Adjustments	Church Membership at End of Period	Sabbath School Attendance Second Sabbath Count	Sabbath School Attendance Seventh Sabbath Count
ALAC	Alaska Conference	29	5	0	0	3,890	5	0	0	24	0	23	5	0	-1	2	3,890	0	0
IDHC	Idaho Conference of Seventh-day Adventists, Inc.	45	7	0	0	6,769	15	0	19	53	0	41	12	2	3	1	6,797	0	0
MNTC	Montana Conference	38	5	0	0	4,057	8	0	2	18	0	14	10	2	79	0	3,980	0	0
ORGC	Oregon Conference	132	17	0	0	36,216	125	2	20	186	0	180	75	14	28	2	36,250	0	0
UCLC	Upper Columbia Conference	114	14	0	0	26,730	91	1	14	233	0	194	47	4	4	0	26,820	0	0
WSHC	Washington Conference	88	17	0	0	23,308	139	1	18	151	0	115	59	16	12	8	23,407	0	0
Total:		446	65	0	0	100,970	383	4	73	665	0	567	208	38	125	13	101,144	0	0

Secretary's Statistical Report - Second Quarter 2017

Pacific Union Conference

My Report 08/16/2017

Code	Organization	Churches	Companies	Church Attendance Second Sabbath Count	Church Attendance Seventh Sabbath Count	Church Membership at Beginning of Period	Members Added During Period					Members Subtracted During Period					Church Membership at End of Period	Sabbath School Attendance Second Sabbath Count	Sabbath School Attendance Seventh Sabbath Count
							Baptisms	Former Members' Baptisms	Professions of Faith	Letters Received	Adjustments	Letters Granted	Deaths	Dropped	Missing	Adjustments			
ARZC	Arizona Conference	78	15	5,590	6,745	20,253	112	0	62	340	3	351	24	6	23	0	20,366	3,601	4,812
CCAC	Central California Conference of SDA	133	9	7,723	6,750	37,820	204	0	28	125	0	156	54	12	8	0	37,947	5,253	4,114
HWIC	Hawaii Conference	31	4	676	513	6,194	12	0	5	24	0	33	8	0	-1	1	6,194	263	287
NVUC	Nevada-Utah Conference	48	9	2,750	2,750	10,442	70	0	17	80	-5	86	24	23	39	0	10,432	1,397	1,397
NCAC	Northern California Conference of Seventh-day Adventists	143	17	1,370	1,473	40,591	124	4	21	209	7	175	67	11	91	10	40,602	10,408	8,577
SECC	Southeastern California Conference	151	12	995	1,239	69,393	356	5	80	357	3	363	148	26	74	29	69,554	411	441
SCAC	Southern California Conference	127	22	7,488	6,457	40,642	180	1	58	124	0	184	54	20	152	15	40,580	3,994	3,493
Total:		711	88	26,592	25,927	225,335	1,058	10	271	1,259	8	1,348	379	98	386	55	225,675	25,327	23,121

Secretary's Statistical Report - Second Quarter 2017

Southern Union Conference

My Report 08/16/2017

Code	Organization	Churches	Companies	Church Attendance Second Sabbath Count	Church Attendance Seventh Sabbath Count	Church Membership at Beginning of Period	Members Added During Period					Members Subtracted During Period					Church Membership at End of Period	Sabbath School Attendance Second Sabbath Count	Sabbath School Attendance Seventh Sabbath Count
							Baptisms	Former Members' Baptisms	Professions of Faith	Letters Received	Adjustments	Letters Granted	Deaths	Dropped	Missing	Adjustments			
CRLC	Carolina Conference	127	26	2,987	2,581	22,983	150	3	33	186	0	145	48	22	23	2	23,115	2,143	1,780
FLRC	Florida Conference	208	57	0	0	64,269	499	2	117	602	0	479	115	31	84	3	64,777	0	0
GCMC	Georgia-Cumberland Conference	171	35	0	0	40,029	194	1	57	566	-8	450	88	28	89	0	40,184	0	0
GSTC	Gulf States Conference	81	11	782	741	12,649	53	0	16	28	0	37	27	36	0	0	12,646	140	123
KTNC	Kentucky-Tennessee Conference	99	12	3,602	3,758	15,072	132	0	14	175	-13	150	37	30	4	0	15,159	2,590	2,750
SALC	South Atlantic Conference	144	30	0	0	48,838	167	7	50	78	-9	79	38	5	1	0	49,008	0	0
SSCC	South Central Conference	149	6	2,150	0	34,635	189	0	4	82	24	93	30	5	0	0	34,806	537	0
SSEC	Southeastern Conference	149	13	3,267	2,409	51,370	500	0	74	114	213	123	42	25	22	17	52,042	2,302	1,782
Total:		1,128	190	12,788	9,489	289,845	1,884	13	365	1,831	207	1,556	425	182	223	22	291,737	7,712	6,435

Secretary's Statistical Report - Second Quarter 2017

Southwestern Union Conference

My Report 08/16/2017

							Members Added During Period					Members Subtracted During Period							
Code	Organization	Churches	Companies	Church Attendance Second Sabbath Count	Church Attendance Seventh Sabbath Count	Church Membership at Beginning of Period	Baptisms	Former Members' Baptisms	Professions of Faith	Letters Received	Adjustments	Letters Granted	Deaths	Dropped	Missing	Adjustments	Church Membership at End of Period	Sabbath School Attendance Second Sabbath Count	Sabbath School Attendance Seventh Sabbath Count
ARLC	Arkansas-Louisiana Conference	87	17	3,418	4,577	12,969	96	0	24	75	-8	76	21	5	0	0	13,054	2,500	2,700
OKLC	Oklahoma Conference	75	3	3,595	2,290	9,042	82	0	5	63	0	71	23	1	0	3	9,094	2,260	2,690
SWRC	Southwest Region Conference	94	20	6,173	4,246	26,204	149	0	14	59	0	53	19	4	0	0	26,350	1,875	1,512
TXSC	Texas Conference	244	59	22,997	22,185	57,407	755	1	113	393	-12	349	55	56	12	0	58,185	16,571	17,143
TXCC	Texico Conference	71	6	3,279	3,152	11,977	53	0	6	25	-2	26	10	1	-1	0	12,023	1,878	1,831
Total:		571	105	39,462	36,450	117,599	1,135	1	162	615	-22	575	128	67	11	3	118,706	25,084	25,876