

Secretary's Statistical Report - Second Quarter 2018

North American Division


My Report 08/20/2018

Code	Organization	Churches	Companies	Church Attendance Second Sabbath Count	Church Attendance Seventh Sabbath Count	Church Membership at Beginning of Period	Members Added During Period					Members Subtracted During Period					Church Membership at End of Period	Sabbath School Attendance Second Sabbath Count	Sabbath School Attendance Seventh Sabbath Count	
							Baptisms	Former Members' Baptisms	Professions of Faith	Letters Received	Adjustments	Letters Granted	Deaths	Dropped	Missing	Adjustments				
NAD-I	North American Division (Internal)	1	0	0	0	22	0	0	0	0	0	0	0	0	0	0	0	22	0	0
ATUC	Atlantic Union Conference	598	78	44,754	47,421	123,365	701	0	102	555	41	635	130	102	165	0	123,732	30,234	29,782	
SCIC	Canada, SDA Church in	388	82	6,263	11,693	71,188	359	0	55	465	1	407	96	162	3	24	71,376	4,176	5,677	
COUC	Columbia Union Conference	744	95	39,058	34,898	152,839	911	0	171	797	133	779	228	133	177	110	153,424	22,720	21,904	
LKUC	Lake Union Conference	504	58	3,819	3,947	88,416	253	0	86	409	-13	426	136	51	73	0	88,465	2,623	2,689	
MAUC	Mid-America Union Conference	459	64	18,773	18,279	64,892	370	0	63	312	-24	312	117	93	215	0	64,876	11,864	11,701	
NPUC	North Pacific Union Conference	449	64	0	0	101,995	366	0	50	708	0	618	187	49	13	30	102,222	0	0	
PAUC	Pacific Union Conference	713	91	46,201	43,690	226,564	1,066	0	224	1,201	13	1,269	383	189	765	100	226,362	21,600	20,089	
NSUC	Southern Union Conference	1,137	202	13,863	14,518	294,927	1,680	0	439	2,200	11	1,655	392	386	324	90	296,410	8,460	7,573	
SWUC	Southwestern Union Conference	579	106	36,539	35,747	120,179	723	0	171	635	-36	556	138	108	83	0	120,787	23,863	24,281	
GUMM	Guam-Micronesia Mission	19	15	0	2,121	5,743	35	0	6	0	0	13	2	0	0	4	5,765	0	0	
Total:		5,591	855	209,270	212,314	1,250,130	6,464	0	1,367	7,282	126	6,670	1,809	1,273	1,818	358	1,253,441	125,540	123,696	

Secretary's Statistical Report by Country - Second Quarter 2018

North American Division (Internal)

My Report 08/07/2018

Country						Members Added During Period					Members Subtracted During Period							
	Churches	Companies	Church Attendance Second Sabbath Count	Church Attendance Seventh Sabbath Count	Church Membership at Beginning of Period	Baptisms	Former Members' Baptisms	Professions of Faith	Letters Received	Adjustments	Letters Granted	Deaths	Dropped	Missing	Adjustments	Church Membership at End of Period	Sabbath School Attendance Second Sabbath Count	Sabbath School Attendance Seventh Sabbath Count
 United States	1	0	0	0	22	0	0	0	0	0	0	0	0	0	0	22	0	0
Total:	1	0	0	0	22	0	0	0	0	0	0	0	0	0	0	22	0	0

Secretary's Statistical Report - Second Quarter 2018

Atlantic Union Conference

My Report 08/07/2018

							Members Added During Period					Members Subtracted During Period							
Code	Organization	Churches	Companies	Church Attendance Second Sabbath Count	Church Attendance Seventh Sabbath Count	Church Membership at Beginning of Period	Baptisms	Former Members' Baptisms	Professions of Faith	Letters Received	Adjustments	Letters Granted	Deaths	Dropped	Missing	Adjustments	Church Membership at End of Period	Sabbath School Attendance Second Sabbath Count	Sabbath School Attendance Seventh Sabbath Count
BERC	Bermuda Conference	11	1	1,376	1,205	4,018	22	0	4	18	0	23	12	0	0	0	4,027	536	496
GNYC	Greater New York Conference	160	25	28,693	30,193	30,750	202	0	34	133	2	124	30	81	-7	0	30,893	22,937	22,773
NYKC	New York Conference	65	3	1,474	111	5,920	11	0	11	31	-3	40	12	5	11	0	5,902	1,097	831
ANEC	Northeastern Conference	184	24	9,652	12,323	58,413	362	0	22	228	44	298	42	6	-4	0	58,727	3,371	3,466
NNEC	Northern New England Conference	56	5	890	1,115	5,209	17	0	1	27	0	31	18	2	0	0	5,203	570	796
SNEC	Southern New England Conference	122	20	2,669	2,474	19,055	87	0	30	118	-2	119	16	8	165	0	18,980	1,723	1,420
Total:		598	78	44,754	47,421	123,365	701	0	102	555	41	635	130	102	165	0	123,732	30,234	29,782

Secretary's Statistical Report - Second Quarter 2018

Canada, SDA Church in

My Report 08/07/2018

							Members Added During Period					Members Subtracted During Period							
Code	Organization	Churches	Companies	Church Attendance Second Sabbath Count	Church Attendance Seventh Sabbath Count	Church Membership at Beginning of Period	Baptisms	Former Members' Baptisms	Professions of Faith	Letters Received	Adjustments	Letters Granted	Deaths	Dropped	Missing	Adjustments	Church Membership at End of Period	Sabbath School Attendance Second Sabbath Count	Sabbath School Attendance Seventh Sabbath Count
ALBC	Alberta Conference	68	15	0	0	11,694	117	0	29	107	0	97	13	3	4	3	11,827	0	0
BCOC	British Columbia Conference	82	16	0	6,168	11,439	49	0	5	39	0	33	19	155	1	4	11,320	0	2,044
MSKC	Manitoba-Saskatchewan Conference	34	3	2,401	2,020	4,062	16	0	-1	59	1	46	7	0	0	0	4,084	1,720	1,552
MRTC	Maritime Conference of the Seventh-day Adventist Church, Inc.	27	4	825	822	1,648	1	0	0	11	0	7	11	0	0	0	1,642	610	621
ONTC	Ontario Conference	127	30	0	0	33,478	136	0	18	224	0	204	38	3	-2	13	33,600	0	0
QUBC	Quebec Conference	42	11	3,037	2,683	8,345	40	0	3	25	0	14	4	1	0	4	8,390	1,846	1,460
NWFL	SDA Church in Newfoundland and Labrador	8	3	0	0	522	0	0	1	0	0	6	4	0	0	0	513	0	0
Total:		388	82	6,263	11,693	71,188	359	0	55	465	1	407	96	162	3	24	71,376	4,176	5,677

Secretary's Statistical Report - Second Quarter 2018

Columbia Union Conference






My Report 08/20/2018

Code	Organization	Churches	Companies	Church Attendance Second Sabbath Count	Church Attendance Seventh Sabbath Count	Church Membership at Beginning of Period	Members Added During Period					Members Subtracted During Period					Church Membership at End of Period	Sabbath School Attendance Second Sabbath Count	Sabbath School Attendance Seventh Sabbath Count
							Baptisms	Former Members' Baptisms	Professions of Faith	Letters Received	Adjustments	Letters Granted	Deaths	Dropped	Missing	Adjustments			
ALEC	Allegheny East Conference	134	30	5,742	4,444	41,195	107	0	12	160	151	138	42	14	-34	43	41,422	2,479	2,260
ALWC	Allegheny West Conference	58	5	1,913	1,562	16,804	68	0	2	13	0	10	13	0	0	2	16,862	998	749
CHSC	Chesapeake Conference	69	12	2,106	2,156	15,798	69	0	16	166	0	138	31	3	0	3	15,874	1,424	1,316
MTVC	Mountain View Conference	36	4	995	958	2,269	7	0	1	11	0	9	13	2	0	1	2,263	758	763
NJRC	New Jersey Conference of Seventh-day Adventists, Inc.	92	10	3,185	2,645	16,819	173	0	31	55	0	65	28	5	218	46	16,716	1,365	1,399
OHIC	Ohio Conference	92	6	2,645	2,402	11,805	105	0	34	97	0	95	28	60	-6	7	11,857	1,301	1,250
PNAC	Pennsylvania Conference	118	4	5,331	5,136	11,980	107	0	27	103	-18	78	29	15	-4	0	12,081	3,451	3,387
POTC	Potomac Conference	145	24	17,141	15,595	36,169	275	0	48	192	0	246	44	34	3	8	36,349	10,944	10,780
Total:		744	95	39,058	34,898	152,839	911	0	171	797	133	779	228	133	177	110	153,424	22,720	21,904

Secretary's Statistical Report by Country - Second Quarter 2018

Guam-Micronesia Mission

My Report 08/06/2018

Country	Churches	Companies	Church Attendance Second Sabbath Count	Church Attendance Seventh Sabbath Count	Church Membership at Beginning of Period	Members Added During Period					Members Subtracted During Period					Church Membership at End of Period	Sabbath School Attendance Second Sabbath Count	Sabbath School Attendance Seventh Sabbath Count	
						Baptisms	Former Members' Baptisms	Professions of Faith	Letters Received	Adjustments	Letters Granted	Deaths	Dropped	Missing	Adjustments				
 Micronesia	4	2	0	499	1,765	9	0	0	0	0	0	0	0	0	0	0	1,774	0	0
 Guam	7	2	0	643	1,425	10	0	2	0	0	13	2	0	0	4	1,418	0	0	
 Marshall Islands	3	4	0	388	890	6	0	3	0	0	0	0	0	0	0	899	0	0	
 Northern Mariana Islands	1	4	0	241	343	2	0	1	0	0	0	0	0	0	0	346	0	0	
 Palau	4	3	0	350	1,320	8	0	0	0	0	0	0	0	0	0	1,328	0	0	
Total:	19	15	0	2,121	5,743	35	0	6	0	0	13	2	0	0	4	5,765	0	0	

Secretary's Statistical Report - Second Quarter 2018

Lake Union Conference

My Report 08/07/2018

							Members Added During Period					Members Subtracted During Period							
Code	Organization	Churches	Companies	Church Attendance Second Sabbath Count	Church Attendance Seventh Sabbath Count	Church Membership at Beginning of Period	Baptisms	Former Members' Baptisms	Professions of Faith	Letters Received	Adjustments	Letters Granted	Deaths	Dropped	Missing	Adjustments	Church Membership at End of Period	Sabbath School Attendance Second Sabbath Count	Sabbath School Attendance Seventh Sabbath Count
ILNC	Illinois Conference	102	14	0	0	13,784	36	0	12	102	-5	105	23	28	5	0	13,768	0	0
INDC	Indiana Conference	69	9	584	592	8,724	33	0	8	39	0	58	11	1	5	0	8,729	254	243
LKRC	Lake Region Conference	106	0	0	0	31,510	46	0	13	28	-1	28	26	0	0	0	31,542	0	0
MICC	Michigan Conference	162	24	0	0	26,702	109	0	40	210	-5	204	53	21	66	0	26,712	0	0
WISC	Wisconsin Conference	65	11	3,235	3,355	7,696	29	0	13	30	-2	31	23	1	-3	0	7,714	2,369	2,446
Total:		504	58	3,819	3,947	88,416	253	0	86	409	-13	426	136	51	73	0	88,465	2,623	2,689

Secretary's Statistical Report - Second Quarter 2018

Mid-America Union Conference

My Report 08/07/2018

							Members Added During Period					Members Subtracted During Period							
Code	Organization	Churches	Companies	Church Attendance Second Sabbath Count	Church Attendance Seventh Sabbath Count	Church Membership at Beginning of Period	Baptisms	Former Members' Baptisms	Professions of Faith	Letters Received	Adjustments	Letters Granted	Deaths	Dropped	Missing	Adjustments	Church Membership at End of Period	Sabbath School Attendance Second Sabbath Count	Sabbath School Attendance Seventh Sabbath Count
CSTC	Central States Conference	36	14	1,856	2,003	8,607	47	0	3	17	3	35	8	-1	0	0	8,635	454	479
DAKC	Dakota Conference	42	3	1,405	1,331	4,036	8	0	0	20	-2	30	13	25	-5	0	3,999	911	1,025
IWMC	Iowa-Missouri Conference	107	11	4,460	4,422	11,954	42	0	1	84	0	64	22	11	-1	0	11,985	2,799	2,883
KSNC	Kansas-Nebraska Conference	95	5	6,248	6,316	11,842	45	0	5	59	1	57	28	27	57	0	11,783	5,164	5,134
MINC	Minnesota Conference	76	13	1,963	1,986	10,175	177	0	34	51	-20	51	8	13	6	0	10,339	1,423	1,258
RMTC	Rocky Mountain Conference	103	18	2,841	2,221	18,278	51	0	20	81	-6	75	38	18	158	0	18,135	1,113	922
Total:		459	64	18,773	18,279	64,892	370	0	63	312	-24	312	117	93	215	0	64,876	11,864	11,701

Secretary's Statistical Report - Second Quarter 2018

North Pacific Union Conference

My Report 08/07/2018

							Members Added During Period					Members Subtracted During Period							
Code	Organization	Churches	Companies	Church Attendance Second Sabbath Count	Church Attendance Seventh Sabbath Count	Church Membership at Beginning of Period	Baptisms	Former Members' Baptisms	Professions of Faith	Letters Received	Adjustments	Letters Granted	Deaths	Dropped	Missing	Adjustments	Church Membership at End of Period	Sabbath School Attendance Second Sabbath Count	Sabbath School Attendance Seventh Sabbath Count
ALAC	Alaska Conference	29	5	0	0	3,938	11	0	2	7	0	19	4	0	-3	2	3,936	0	0
IDHC	Idaho Conference of Seventh-day Adventists, Inc.	44	7	0	0	6,851	20	0	4	60	0	26	10	3	-3	0	6,899	0	0
MNTC	Montana Conference	38	5	0	0	4,020	7	0	1	22	0	37	8	1	0	2	4,002	0	0
ORGC	Oregon Conference	133	16	0	0	36,560	95	0	14	236	0	217	72	26	-5	12	36,583	0	0
UCLC	Upper Columbia Conference	114	14	0	0	27,074	102	0	13	151	0	123	47	12	13	1	27,144	0	0
WSHC	Washington Conference	91	17	0	0	23,552	131	0	16	232	0	196	46	7	11	13	23,658	0	0
Total:		449	64	0	0	101,995	366	0	50	708	0	618	187	49	13	30	102,222	0	0

Secretary's Statistical Report - Second Quarter 2018

Pacific Union Conference

My Report 08/07/2018

							Members Added During Period					Members Subtracted During Period							
Code	Organization	Churches	Companies	Church Attendance Second Sabbath Count	Church Attendance Seventh Sabbath Count	Church Membership at Beginning of Period	Baptisms	Former Members' Baptisms	Professions of Faith	Letters Received	Adjustments	Letters Granted	Deaths	Dropped	Missing	Adjustments	Church Membership at End of Period	Sabbath School Attendance Second Sabbath Count	Sabbath School Attendance Seventh Sabbath Count
ARZC	Arizona Conference	79	16	5,326	5,157	20,500	97	0	21	199	0	183	34	6	0	3	20,591	2,655	2,965
CCAC	Central California Conference of SDA	132	13	8,652	6,290	37,965	154	0	21	194	8	193	45	17	165	17	37,905	5,669	3,922
HWIC	Hawaii Conference	31	2	0	0	6,304	20	0	3	29	2	38	7	3	0	1	6,309	0	0
NVUC	Nevada-Utah Conference	48	8	1,738	1,396	10,353	97	0	26	90	0	98	37	3	-1	7	10,422	879	625
NCAC	Northern California Conference of Seventh-day Adventists	145	17	8,838	8,826	40,701	112	0	21	228	0	242	70	44	123	2	40,581	1,292	1,066
SECC	Southeastern California Conference	151	11	5,444	5,480	70,027	358	0	85	301	0	309	112	91	298	70	69,891	2,452	2,489
SCAC	Southern California Conference	127	24	16,203	16,541	40,714	228	0	47	160	3	206	78	25	180	0	40,663	8,653	9,022
Total:		713	91	46,201	43,690	226,564	1,066	0	224	1,201	13	1,269	383	189	765	100	226,362	21,600	20,089

Secretary's Statistical Report - Second Quarter 2018

Southern Union Conference

My Report 08/07/2018

Code	Organization	Churches	Companies	Church Attendance Second Sabbath Count	Church Attendance Seventh Sabbath Count	Church Membership at Beginning of Period	Members Added During Period					Members Subtracted During Period					Church Membership at End of Period	Sabbath School Attendance Second Sabbath Count	Sabbath School Attendance Seventh Sabbath Count
							Baptisms	Former Members' Baptisms	Professions of Faith	Letters Received	Adjustments	Letters Granted	Deaths	Dropped	Missing	Adjustments			
CRLC	Carolina Conference	131	26	3,964	6,849	23,238	200	0	62	171	0	141	42	26	37	5	23,420	2,291	2,479
FLRC	Florida Conference	209	65	0	0	63,873	508	0	117	682	-6	548	155	75	197	0	64,199	0	0
GCMC	Georgia-Cumberland Conference	173	36	0	0	40,741	273	0	59	552	-10	385	70	251	50	0	40,859	0	0
GSTC	Gulf States Conference	81	13	2,275	2,196	12,824	53	0	14	110	0	108	13	14	0	0	12,866	927	873
KTNC	Kentucky-Tennessee Conference	98	13	3,108	2,778	15,313	57	0	24	166	-10	161	26	14	33	0	15,316	2,316	2,233
SALC	South Atlantic Conference	144	27	0	0	49,295	166	0	53	99	-7	92	24	-6	5	0	49,491	0	0
SSCC	South Central Conference	151	9	1,228	0	36,061	149	0	5	103	1	77	28	2	2	0	36,210	375	0
SSEC	Southeastern Conference	150	13	3,288	2,695	53,582	274	0	105	317	43	143	34	10	0	85	54,049	2,551	1,988
Total:		1,137	202	13,863	14,518	294,927	1,680	0	439	2,200	11	1,655	392	386	324	90	296,410	8,460	7,573

Secretary's Statistical Report - Second Quarter 2018

Southwestern Union Conference

My Report 08/06/2018

							Members Added During Period					Members Subtracted During Period							
Code	Organization	Churches	Companies	Church Attendance Second Sabbath Count	Church Attendance Seventh Sabbath Count	Church Membership at Beginning of Period	Baptisms	Former Members' Baptisms	Professions of Faith	Letters Received	Adjustments	Letters Granted	Deaths	Dropped	Missing	Adjustments	Church Membership at End of Period	Sabbath School Attendance Second Sabbath Count	Sabbath School Attendance Seventh Sabbath Count
ARLC	Arkansas-Louisiana Conference	89	16	2,720	3,226	13,215	63	0	12	69	-3	57	29	9	13	0	13,248	2,928	3,207
OKLC	Oklahoma Conference	75	5	2,488	2,614	8,693	59	0	15	61	-7	52	32	52	0	0	8,685	1,126	1,180
SWRC	Southwest Region Conference	94	19	4,841	4,513	26,864	92	0	11	93	0	94	13	0	0	0	26,953	1,479	1,173
TXSC	Texas Conference	249	60	22,900	21,790	59,336	484	0	128	347	-25	297	54	44	51	0	59,824	16,587	16,773
TXCC	Texico Conference	72	6	3,590	3,604	12,071	25	0	5	65	-1	56	10	3	19	0	12,077	1,743	1,948
Total:		579	106	36,539	35,747	120,179	723	0	171	635	-36	556	138	108	83	0	120,787	23,863	24,281