

# Secretary's Statistical Report - Second Quarter 2016

North American Division

My Report 08/31/2016

Code	Organization	Churches	Companies	Church Attendance Second Sabbath Count	Church Attendance Seventh Sabbath Count	Church Membership at Beginning of Period	Members Added During Period				Members Subtracted During Period					Church Membership at End of Period	Sabbath School Attendance Second Sabbath Count	Sabbath School Attendance Seventh Sabbath Count
							Baptisms	Professions of Faith	Letters Received	Adjustments	Letters Granted	Deaths	Dropped	Missing	Adjustments			
NAD-I	North American Division (Internal)	1	0	0	0	16	0	0	3	0	0	0	0	0	0	19	0	0
ATUC	Atlantic Union Conference	581	73	30,728	32,563	118,649	783	150	501	44	568	123	89	71	1	119,275	18,630	15,708
SCIC	Canada, SDA Church in	384	79	5,208	5,419	69,176	406	39	417	0	313	89	38	15	38	69,545	3,384	3,019
COUC	Columbia Union Conference	703	102	33,631	34,895	146,083	868	229	759	334	892	257	154	200	2	146,768	19,420	19,602
LKUC	Lake Union Conference	499	62	3,994	3,948	86,705	488	129	388	-10	438	136	32	7	0	87,087	2,818	2,839
MAUC	Mid-America Union Conference	454	71	20,614	17,472	69,190	333	66	382	-25	336	112	32	21	27	69,418	12,944	11,425
NPUC	North Pacific Union Conference	445	66	0	0	99,939	464	107	618	0	558	198	-20	159	23	100,210	0	0
PAUC	Pacific Union Conference	710	103	46,203	20,497	225,825	1,262	237	1,133	4	1,086	341	143	973	98	225,820	20,945	10,867
NSUC	Southern Union Conference	1,122	185	14,030	13,203	284,830	1,847	481	1,819	28	1,558	324	107	240	90	286,686	11,621	11,819
SWUC	Southwestern Union Conference	572	102	39,539	38,658	114,489	1,074	199	829	-24	794	182	117	485	0	114,989	25,438	26,029
GUMM	Guam-Micronesia Mission	22	15	0	2,124	5,452	35	1	1	17	5	1	0	0	0	5,500	1,478	1,380
<b>Total:</b>		<b>5,493</b>	<b>858</b>	<b>193,947</b>	<b>168,779</b>	<b>1,220,354</b>	<b>7,560</b>	<b>1,638</b>	<b>6,850</b>	<b>368</b>	<b>6,548</b>	<b>1,763</b>	<b>692</b>	<b>2,171</b>	<b>279</b>	<b>1,225,317</b>	<b>116,678</b>	<b>102,688</b>

# Secretary's Statistical Report - Second Quarter 2016

Atlantic Union Conference

My Report 08/31/2016

							Members Added During Period				Members Subtracted During Period							
Code	Organization	Churches	Companies	Church Attendance Second Sabbath Count	Church Attendance Seventh Sabbath Count	Church Membership at Beginning of Period	Baptisms	Professions of Faith	Letters Received	Adjustments	Letters Granted	Deaths	Dropped	Missing	Adjustments	Church Membership at End of Period	Sabbath School Attendance Second Sabbath Count	Sabbath School Attendance Seventh Sabbath Count
BERC	Bermuda Conference	11	1	1,533	1,551	3,944	17	0	16	0	13	10	0	0	1	3,953	609	740
GNYC	Greater New York Conference	154	21	14,526	16,293	29,036	259	78	104	4	159	34	16	3	0	29,269	10,831	9,029
NYKC	New York Conference	65	3	1,572	1,228	5,686	27	20	89	-1	97	14	3	1	0	5,706	1,050	862
ANEC	Northeastern Conference	178	22	7,276	8,721	56,758	348	15	108	31	131	44	33	44	0	57,008	2,471	2,285
NNEC	Northern New England Conference	57	4	1,351	1,168	5,263	3	3	47	5	51	9	20	1	0	5,240	971	755
SNEC	Southern New England Conference	116	22	4,470	3,602	17,962	129	34	137	5	117	12	17	22	0	18,099	2,698	2,037
<b>Total:</b>		<b>581</b>	<b>73</b>	<b>30,728</b>	<b>32,563</b>	<b>118,649</b>	<b>783</b>	<b>150</b>	<b>501</b>	<b>44</b>	<b>568</b>	<b>123</b>	<b>89</b>	<b>71</b>	<b>1</b>	<b>119,275</b>	<b>18,630</b>	<b>15,708</b>

# Secretary's Statistical Report - Second Quarter 2016

Canada, SDA Church in

My Report 08/31/2016

							Members Added During Period				Members Subtracted During Period							
Code	Organization	Churches	Companies	Church Attendance Second Sabbath Count	Church Attendance Seventh Sabbath Count	Church Membership at Beginning of Period	Baptisms	Professions of Faith	Letters Received	Adjustments	Letters Granted	Deaths	Dropped	Missing	Adjustments	Church Membership at End of Period	Sabbath School Attendance Second Sabbath Count	Sabbath School Attendance Seventh Sabbath Count
ALBC	Alberta Conference	67	14	705	600	11,434	85	1	85	0	62	11	1	0	3	11,528	370	144
BCOC	British Columbia Conference	81	16	0	0	11,356	58	4	58	0	47	26	2	-1	4	11,398	0	0
MSKC	Manitoba-Saskatchewan Conference	34	3	2,484	2,318	3,938	8	0	49	0	14	5	0	0	0	3,976	1,674	1,697
MRTC	Maritime Conference of the Seventh-day Adventist Church, Inc.	26	3	751	763	1,621	9	3	14	0	11	2	5	0	1	1,628	545	555
ONTC	Ontario Conference	127	28	0	0	32,376	175	29	178	0	154	41	27	-1	24	32,513	0	0
QUBC	Quebec Conference	41	11	1,268	1,738	7,891	71	2	32	0	25	4	1	17	6	7,943	795	623
NWFL	SDA Church in Newfoundland and Labrador	8	4	0	0	560	0	0	1	0	0	0	2	0	0	559	0	0
<b>Total:</b>		<b>384</b>	<b>79</b>	<b>5,208</b>	<b>5,419</b>	<b>69,176</b>	<b>406</b>	<b>39</b>	<b>417</b>	<b>0</b>	<b>313</b>	<b>89</b>	<b>38</b>	<b>15</b>	<b>38</b>	<b>69,545</b>	<b>3,384</b>	<b>3,019</b>

# Secretary's Statistical Report - Second Quarter 2016

Columbia Union Conference






My Report 08/31/2016

Code	Organization	Churches	Companies	Church Attendance Second Sabbath Count	Church Attendance Seventh Sabbath Count	Church Membership at Beginning of Period	Members Added During Period				Members Subtracted During Period					Church Membership at End of Period	Sabbath School Attendance Second Sabbath Count	Sabbath School Attendance Seventh Sabbath Count
							Baptisms	Professions of Faith	Letters Received	Adjustments	Letters Granted	Deaths	Dropped	Missing	Adjustments			
ALEC	Allegheny East Conference	117	34	4,199	3,816	39,356	177	32	200	406	285	55	10	-1	0	39,822	1,767	1,589
ALWC	Allegheny West Conference	53	7	2,044	1,757	15,767	103	77	30	-22	30	27	20	0	0	15,878	1,140	932
CHSC	Chesapeake Conference	66	10	4,351	3,872	14,801	61	27	111	-18	101	29	3	-2	0	14,851	2,254	1,705
MTVC	Mountain View Conference	33	2	1,136	1,121	2,306	13	2	8	0	14	5	7	0	0	2,303	1,108	1,089
NJRC	New Jersey Conference of Seventh-day Adventists, Inc.	88	8	0	1,569	16,091	109	8	62	0	78	6	2	-1	2	16,183	0	965
OHIC	Ohio Conference	91	8	2,170	2,341	11,592	82	39	50	0	59	58	74	44	0	11,528	1,161	1,373
PNAC	Pennsylvania Conference	115	7	2,951	3,186	11,310	66	7	32	-5	43	18	7	16	0	11,326	1,141	1,262
POTC	Potomac Conference	140	26	16,780	17,233	34,860	257	37	266	-27	282	59	31	144	0	34,877	10,849	10,687
<b>Total:</b>		<b>703</b>	<b>102</b>	<b>33,631</b>	<b>34,895</b>	<b>146,083</b>	<b>868</b>	<b>229</b>	<b>759</b>	<b>334</b>	<b>892</b>	<b>257</b>	<b>154</b>	<b>200</b>	<b>2</b>	<b>146,768</b>	<b>19,420</b>	<b>19,602</b>

# Secretary's Statistical Report by Country - Second Quarter 2016

Guam-Micronesia Mission

My Report 08/31/2016

Country	Churches	Companies	Church Attendance Second Sabbath Count	Church Attendance Seventh Sabbath Count	Church Membership at Beginning of Period	Members Added During Period				Members Subtracted During Period					Church Membership at End of Period	Sabbath School Attendance Second Sabbath Count	Sabbath School Attendance Seventh Sabbath Count
						Baptisms	Professions of Faith	Letters Received	Adjustments	Letters Granted	Deaths	Dropped	Missing	Adjustments			
 Micronesia (Federated States of)	7	1	0	440	1,746	2	0	0	0	0	0	0	0	0	1,748	338	253
 Guam	7	2	0	668	1,326	11	0	1	1	4	0	0	0	0	1,335	545	527
 Marshall Islands	3	7	0	441	830	21	1	0	16	0	0	0	0	0	868	183	203
 Northern Mariana Islands	1	3	0	199	312	0	0	0	0	0	1	0	0	0	311	128	100
 Palau	4	2	0	376	1,238	1	0	0	0	1	0	0	0	0	1,238	284	297
<b>Total:</b>	<b>22</b>	<b>15</b>	<b>0</b>	<b>2,124</b>	<b>5,452</b>	<b>35</b>	<b>1</b>	<b>1</b>	<b>17</b>	<b>5</b>	<b>1</b>	<b>0</b>	<b>0</b>	<b>0</b>	<b>5,500</b>	<b>1,478</b>	<b>1,380</b>

# Secretary's Statistical Report - Second Quarter 2016

Lake Union Conference

My Report 08/31/2016

							Members Added During Period				Members Subtracted During Period							
Code	Organization	Churches	Companies	Church Attendance Second Sabbath Count	Church Attendance Seventh Sabbath Count	Church Membership at Beginning of Period	Baptisms	Professions of Faith	Letters Received	Adjustments	Letters Granted	Deaths	Dropped	Missing	Adjustments	Church Membership at End of Period	Sabbath School Attendance Second Sabbath Count	Sabbath School Attendance Seventh Sabbath Count
ILNC	Illinois Conference	98	19	0	0	13,629	116	9	97	-4	93	38	4	-1	0	13,713	0	0
INDC	Indiana Conference	68	8	403	781	8,316	46	6	64	0	65	15	8	0	0	8,344	267	533
LKRC	Lake Region Conference	105	1	0	0	31,011	51	11	29	0	53	8	1	0	0	31,040	0	0
MICC	Michigan Conference	162	26	0	0	26,114	214	99	165	-4	195	60	9	8	0	26,316	0	0
WISC	Wisconsin Conference	66	8	3,591	3,167	7,635	61	4	33	-2	32	15	10	0	0	7,674	2,551	2,306
<b>Total:</b>		<b>499</b>	<b>62</b>	<b>3,994</b>	<b>3,948</b>	<b>86,705</b>	<b>488</b>	<b>129</b>	<b>388</b>	<b>-10</b>	<b>438</b>	<b>136</b>	<b>32</b>	<b>7</b>	<b>0</b>	<b>87,087</b>	<b>2,818</b>	<b>2,839</b>

# Secretary's Statistical Report - Second Quarter 2016

Mid-America Union Conference

My Report 08/31/2016

							Members Added During Period				Members Subtracted During Period							
Code	Organization	Churches	Companies	Church Attendance Second Sabbath Count	Church Attendance Seventh Sabbath Count	Church Membership at Beginning of Period	Baptisms	Professions of Faith	Letters Received	Adjustments	Letters Granted	Deaths	Dropped	Missing	Adjustments	Church Membership at End of Period	Sabbath School Attendance Second Sabbath Count	Sabbath School Attendance Seventh Sabbath Count
CSTC	Central States Conference	36	16	2,030	1,856	14,165	31	0	0	0	0	5	1	0	0	14,190	597	437
DAKC	Dakota Conference	42	3	1,453	1,509	4,058	9	1	53	0	50	11	5	0	0	4,055	1,124	1,187
IWMC	Iowa-Missouri Conference	107	10	4,510	4,063	11,686	46	7	72	-2	69	30	7	0	27	11,676	2,885	2,806
KSNC	Kansas-Nebraska Conference	97	6	6,532	6,689	11,891	88	15	63	-5	67	17	6	7	0	11,955	5,304	5,198
MINC	Minnesota Conference	73	15	2,739	1,975	9,653	57	19	67	-7	49	14	12	10	0	9,704	1,118	1,014
RMTC	Rocky Mountain Conference	99	21	3,350	1,380	17,737	102	24	127	-11	101	35	1	4	0	17,838	1,916	783
<b>Total:</b>		<b>454</b>	<b>71</b>	<b>20,614</b>	<b>17,472</b>	<b>69,190</b>	<b>333</b>	<b>66</b>	<b>382</b>	<b>-25</b>	<b>336</b>	<b>112</b>	<b>32</b>	<b>21</b>	<b>27</b>	<b>69,418</b>	<b>12,944</b>	<b>11,425</b>

# Secretary's Statistical Report - Second Quarter 2016

## Pacific Union Conference

My Report 08/31/2016

							Members Added During Period				Members Subtracted During Period							
Code	Organization	Churches	Companies	Church Attendance Second Sabbath Count	Church Attendance Seventh Sabbath Count	Church Membership at Beginning of Period	Baptisms	Professions of Faith	Letters Received	Adjustments	Letters Granted	Deaths	Dropped	Missing	Adjustments	Church Membership at End of Period	Sabbath School Attendance Second Sabbath Count	Sabbath School Attendance Seventh Sabbath Count
ARZC	Arizona Conference	77	28	6,438	7,200	20,044	159	28	129	1	81	23	12	72	5	20,168	4,303	4,627
CCAC	Central California Conference of SDA	134	8	6,453	3,881	37,442	233	43	161	0	213	42	4	1	0	37,619	3,807	1,886
HWIC	Hawaii Conference	30	2	0	0	6,014	11	6	36	0	25	5	1	-1	1	6,036	0	0
NVUC	Nevada-Utah Conference	48	14	2,741	2,000	10,242	56	15	60	3	54	6	4	20	9	10,283	1,531	1,118
NCAC	Northern California Conference of Seventh-day Adventists	142	17	12,621	0	40,329	223	37	264	0	219	87	14	16	14	40,503	1,663	0
SECC	Southeastern California Conference	151	11	7,792	7,416	70,394	318	66	318	0	292	98	83	507	57	70,059	4,018	3,236
SCAC	Southern California Conference	128	23	10,158	0	41,360	262	42	165	0	202	80	25	358	12	41,152	5,623	0
<b>Total:</b>		<b>710</b>	<b>103</b>	<b>46,203</b>	<b>20,497</b>	<b>225,825</b>	<b>1,262</b>	<b>237</b>	<b>1,133</b>	<b>4</b>	<b>1,086</b>	<b>341</b>	<b>143</b>	<b>973</b>	<b>98</b>	<b>225,820</b>	<b>20,945</b>	<b>10,867</b>



# Secretary's Statistical Report - Second Quarter 2016

North Pacific Union Conference

My Report 08/31/2016

							Members Added During Period				Members Subtracted During Period							
Code	Organization	Churches	Companies	Church Attendance Second Sabbath Count	Church Attendance Seventh Sabbath Count	Church Membership at Beginning of Period	Baptisms	Professions of Faith	Letters Received	Adjustments	Letters Granted	Deaths	Dropped	Missing	Adjustments	Church Membership at End of Period	Sabbath School Attendance Second Sabbath Count	Sabbath School Attendance Seventh Sabbath Count
ALAC	Alaska Conference	29	6	0	0	3,836	27	4	17	0	7	6	1	0	3	3,867	0	0
IDHC	Idaho Conference of Seventh-day Adventists, Inc.	45	6	0	0	6,634	46	31	57	0	47	16	2	2	1	6,700	0	0
MNTC	Montana Conference	38	5	0	0	4,006	39	1	16	0	18	4	0	2	3	4,035	0	0
ORGC	Oregon Conference	132	17	0	0	36,064	175	39	200	0	200	66	-54	131	6	36,129	0	0
UCLC	Upper Columbia Conference	113	15	0	0	26,516	101	12	223	0	179	81	11	3	5	26,573	0	0
WSHC	Washington Conference	88	17	0	0	22,883	76	20	105	0	107	25	20	21	5	22,906	0	0
<b>Total:</b>		<b>445</b>	<b>66</b>	<b>0</b>	<b>0</b>	<b>99,939</b>	<b>464</b>	<b>107</b>	<b>618</b>	<b>0</b>	<b>558</b>	<b>198</b>	<b>-20</b>	<b>159</b>	<b>23</b>	<b>100,210</b>	<b>0</b>	<b>0</b>

# Secretary's Statistical Report - Second Quarter 2016

Southern Union Conference

My Report 08/31/2016

							Members Added During Period				Members Subtracted During Period							
Code	Organization	Churches	Companies	Church Attendance Second Sabbath Count	Church Attendance Seventh Sabbath Count	Church Membership at Beginning of Period	Baptisms	Professions of Faith	Letters Received	Adjustments	Letters Granted	Deaths	Dropped	Missing	Adjustments	Church Membership at End of Period	Sabbath School Attendance Second Sabbath Count	Sabbath School Attendance Seventh Sabbath Count
CRLC	Carolina Conference	126	24	2,448	2,648	22,312	236	35	211	0	193	30	12	1	5	22,553	1,992	1,961
FLRC	Florida Conference	207	56	0	0	63,980	515	209	801	-20	687	106	39	108	0	64,545	1,492	1,754
GCMC	Georgia-Cumberland Conference	167	38	0	0	39,525	250	88	368	-12	273	69	18	67	0	39,792	0	0
GSTC	Gulf States Conference	81	9	2,802	2,941	12,228	139	9	44	5	49	22	9	1	0	12,344	1,719	1,826
KTNC	Kentucky-Tennessee Conference	98	9	2,613	2,838	14,703	93	28	79	-5	70	35	6	33	0	14,754	2,239	2,194
SALC	South Atlantic Conference	146	27	0	0	47,989	200	39	123	-22	111	22	10	19	0	48,167	0	0
SSCC	South Central Conference	147	9	1,256	0	33,876	169	21	45	0	51	22	6	-1	0	34,033	170	0
SSEC	Southeastern Conference	150	13	4,911	4,776	50,217	245	52	148	82	124	18	7	12	85	50,498	4,009	4,084
<b>Total:</b>		<b>1,122</b>	<b>185</b>	<b>14,030</b>	<b>13,203</b>	<b>284,830</b>	<b>1,847</b>	<b>481</b>	<b>1,819</b>	<b>28</b>	<b>1,558</b>	<b>324</b>	<b>107</b>	<b>240</b>	<b>90</b>	<b>286,686</b>	<b>11,621</b>	<b>11,819</b>

# Secretary's Statistical Report - Second Quarter 2016

Southwestern Union Conference

My Report 08/31/2016

							Members Added During Period				Members Subtracted During Period							
Code	Organization	Churches	Companies	Church Attendance Second Sabbath Count	Church Attendance Seventh Sabbath Count	Church Membership at Beginning of Period	Baptisms	Professions of Faith	Letters Received	Adjustments	Letters Granted	Deaths	Dropped	Missing	Adjustments	Church Membership at End of Period	Sabbath School Attendance Second Sabbath Count	Sabbath School Attendance Seventh Sabbath Count
ARLC	Arkansas-Louisiana Conference	87	17	5,819	5,609	12,726	106	14	85	-1	87	37	2	54	0	12,750	3,917	3,933
OKLC	Oklahoma Conference	73	4	2,385	2,879	8,875	60	15	45	-2	53	29	5	0	0	8,906	1,133	1,007
SWRC	Southwest Region Conference	96	19	5,201	4,127	25,624	124	8	105	0	114	28	34	126	0	25,559	1,698	1,279
TXSC	Texas Conference	245	55	21,939	21,699	55,232	699	153	535	-14	483	73	29	51	0	55,969	15,809	16,798
TXCC	Texico Conference	71	7	4,195	4,344	12,032	85	9	59	-7	57	15	47	254	0	11,805	2,881	3,012
<b>Total:</b>		<b>572</b>	<b>102</b>	<b>39,539</b>	<b>38,658</b>	<b>114,489</b>	<b>1,074</b>	<b>199</b>	<b>829</b>	<b>-24</b>	<b>794</b>	<b>182</b>	<b>117</b>	<b>485</b>	<b>0</b>	<b>114,989</b>	<b>25,438</b>	<b>26,029</b>