

Secretary's Statistical Report - Third Quarter 2017

North American Division

My Report 11/09/2017

Code	Organization	Churches	Companies	Church Attendance Second Sabbath Count	Church Attendance Seventh Sabbath Count	Church Membership at Beginning of Period	Members Added During Period					Members Subtracted During Period					Church Membership at End of Period	Sabbath School Attendance Second Sabbath Count	Sabbath School Attendance Seventh Sabbath Count
							Baptisms	Former Members' Baptisms	Professions of Faith	Letters Received	Adjustments	Letters Granted	Deaths	Dropped	Missing	Adjustments			
NAD-I	North American Division (Internal)	1	0	0	0	17	0	0	0	3	2	0	0	0	0	0	22	0	0
ATUC	Atlantic Union Conference	593	75	43,326	44,774	121,269	1,118	4	105	573	16	601	130	42	9	9	122,294	23,420	22,599
SCIC	Canada, SDA Church in	386	81	4,640	4,878	70,658	411	16	59	354	0	295	116	26	26	15	71,020	2,686	3,029
COUC	Columbia Union Conference	731	93	35,635	35,441	150,449	1,081	5	173	1,136	103	1,104	226	126	192	72	151,227	19,854	26,564
LKUC	Lake Union Conference	500	56	3,672	3,524	87,789	394	3	55	434	0	442	134	126	52	20	87,901	2,600	2,479
MAUC	Mid-America Union Conference	453	71	19,026	18,014	70,269	350	4	51	385	0	380	107	35	-2	12	70,527	11,981	11,491
NPUC	North Pacific Union Conference	447	65	0	0	101,144	389	0	97	667	1	572	172	76	34	7	101,437	0	0
PAUC	Pacific Union Conference	715	91	40,591	40,183	225,675	1,021	16	190	1,096	1	1,087	387	72	354	121	225,978	18,215	16,563
NSUC	Southern Union Conference	1,131	198	11,411	11,114	291,737	1,654	8	468	1,478	-19	1,279	377	132	516	52	292,970	8,207	7,067
SWUC	Southwestern Union Conference	575	104	39,783	37,862	118,706	800	6	179	764	-20	706	138	137	147	2	119,305	27,042	25,783
GUMM	Guam-Micronesia Mission	20	14	0	0	5,603	3	0	0	11	0	10	0	0	0	23	5,584	0	0
Total:		5,552	848	198,084	195,790	1,243,316	7,221	62	1,377	6,901	84	6,476	1,787	772	1,328	333	1,248,265	114,005	115,575

Secretary's Statistical Report - Third Quarter 2017

North American Division (Internal)

My Report 11/09/2017

							Members Added During Period					Members Subtracted During Period							
Code	Organization	Churches	Companies	Church Attendance Second Sabbath Count	Church Attendance Seventh Sabbath Count	Church Membership at Beginning of Period	Baptisms	Former Members' Baptisms	Professions of Faith	Letters Received	Adjustments	Letters Granted	Deaths	Dropped	Missing	Adjustments	Church Membership at End of Period	Sabbath School Attendance Second Sabbath Count	Sabbath School Attendance Seventh Sabbath Count
NAD-I	North American Division (Internal)	1	0	0	0	17	0	0	0	3	2	0	0	0	0	0	22	0	0

Secretary's Statistical Report - Third Quarter 2017

Atlantic Union Conference

My Report 11/09/2017

							Members Added During Period					Members Subtracted During Period							
Code	Organization	Churches	Companies	Church Attendance Second Sabbath Count	Church Attendance Seventh Sabbath Count	Church Membership at Beginning of Period	Baptisms	Former Members' Baptisms	Professions of Faith	Letters Received	Adjustments	Letters Granted	Deaths	Dropped	Missing	Adjustments	Church Membership at End of Period	Sabbath School Attendance Second Sabbath Count	Sabbath School Attendance Seventh Sabbath Count
BERC	Bermuda Conference	11	1	1,384	1,415	4,025	8	0	1	2	0	6	3	0	0	0	4,027	401	383
GNYC	Greater New York Conference	157	22	27,229	29,755	29,984	241	0	18	120	0	152	27	8	4	8	30,164	17,063	16,613
NYKC	New York Conference	65	3	1,511	1,326	5,846	36	0	12	35	-1	38	4	0	-1	0	5,887	1,129	1,039
ANEC	Northeastern Conference	184	22	9,145	8,474	57,532	702	4	54	252	12	280	47	7	5	0	58,217	2,613	2,385
NNEC	Northern New England Conference	56	5	1,254	1,114	5,218	19	0	10	39	0	26	16	8	0	1	5,235	730	743
SNEC	Southern New England Conference	120	22	2,803	2,690	18,664	112	0	10	125	5	99	33	19	1	0	18,764	1,484	1,436
Total:		593	75	43,326	44,774	121,269	1,118	4	105	573	16	601	130	42	9	9	122,294	23,420	22,599

Secretary's Statistical Report - Third Quarter 2017

Canada, SDA Church in

My Report 11/09/2017

Code	Organization	Churches	Companies	Church Attendance Second Sabbath Count	Church Attendance Seventh Sabbath Count	Church Membership at Beginning of Period	Members Added During Period					Members Subtracted During Period					Church Membership at End of Period	Sabbath School Attendance Second Sabbath Count	Sabbath School Attendance Seventh Sabbath Count
							Baptisms	Former Members' Baptisms	Professions of Faith	Letters Received	Adjustments	Letters Granted	Deaths	Dropped	Missing	Adjustments			
ALBC	Alberta Conference	66	15	1,796	1,879	11,811	73	-1	5	60	0	37	23	1	-1	7	11,881	627	766
BCOC	British Columbia Conference	82	16	0	0	11,477	40	1	3	74	0	69	27	3	0	3	11,493	0	0
MSKC	Manitoba-Saskatchewan Conference	34	3	2,100	2,155	4,034	7	0	1	7	0	5	4	0	0	0	4,040	1,534	1,638
MRTC	Maritime Conference of the Seventh-day Adventist Church, Inc.	27	3	744	844	1,655	4	2	0	9	0	6	7	2	0	0	1,655	525	625
ONTC	Ontario Conference	128	30	0	0	32,933	242	3	44	164	0	155	45	11	27	3	33,145	0	0
QUBC	Quebec Conference	41	11	0	0	8,202	44	11	6	39	0	22	8	4	0	2	8,266	0	0
NWFL	SDA Church in Newfoundland and Labrador	8	3	0	0	546	1	0	0	1	0	1	2	5	0	0	540	0	0
Total:		386	81	4,640	4,878	70,658	411	16	59	354	0	295	116	26	26	15	71,020	2,686	3,029

Secretary's Statistical Report - Third Quarter 2017

Columbia Union Conference






My Report 11/09/2017

							Members Added During Period					Members Subtracted During Period							
Code	Organization	Churches	Companies	Church Attendance Second Sabbath Count	Church Attendance Seventh Sabbath Count	Church Membership at Beginning of Period	Baptisms	Former Members' Baptisms	Professions of Faith	Letters Received	Adjustments	Letters Granted	Deaths	Dropped	Missing	Adjustments	Church Membership at End of Period	Sabbath School Attendance Second Sabbath Count	Sabbath School Attendance Seventh Sabbath Count
ALEC	Allegheny East Conference	128	29	4,357	4,851	40,448	334	1	29	128	96	160	43	14	2	0	40,817	1,818	2,050
ALWC	Allegheny West Conference	57	6	1,998	2,019	16,524	43	1	7	20	5	21	7	1	0	0	16,571	989	923
CHSC	Chesapeake Conference	68	9	3,579	2,957	15,274	100	0	15	357	0	93	40	17	0	2	15,594	1,413	1,391
MTVC	Mountain View Conference	34	4	1,355	1,364	2,267	19	0	2	11	0	8	9	5	8	1	2,268	1,234	1,266
NJRC	New Jersey Conference of Seventh-day Adventists, Inc.	90	9	1,595	1,948	16,825	104	0	8	64	0	70	16	8	54	27	16,826	756	758
OHIC	Ohio Conference	93	7	2,523	2,345	11,843	107	0	27	157	2	134	48	15	57	0	11,882	1,264	1,261
PNAC	Pennsylvania Conference	116	5	3,396	3,409	11,586	102	0	38	170	0	179	21	15	5	19	11,657	1,836	2,367
POTC	Potomac Conference	145	24	16,832	16,548	35,682	272	3	47	229	0	439	42	51	66	23	35,612	10,544	16,548
Total:		731	93	35,635	35,441	150,449	1,081	5	173	1,136	103	1,104	226	126	192	72	151,227	19,854	26,564

Secretary's Statistical Report by Country - Third Quarter 2017

Guam-Micronesia Mission

My Report 11/09/2017

Country	Churches	Companies	Church Attendance Second Sabbath Count	Church Attendance Seventh Sabbath Count	Church Membership at Beginning of Period	Members Added During Period					Members Subtracted During Period					Church Membership at End of Period	Sabbath School Attendance Second Sabbath Count	Sabbath School Attendance Seventh Sabbath Count	
						Baptisms	Former Members' Baptisms	Professions of Faith	Letters Received	Adjustments	Letters Granted	Deaths	Dropped	Missing	Adjustments				
 Micronesia (Federated States of)	6	1	0	0	1,755	0	0	0	0	0	0	0	0	0	0	0	1,755	0	0
 Guam	7	2	0	0	1,382	3	0	0	11	0	10	0	0	0	0	0	1,386	0	0
 Marshall Islands	3	4	0	0	893	0	0	0	0	0	0	0	0	0	23	0	870	0	0
 Northern Mariana Islands	1	4	0	0	312	0	0	0	0	0	0	0	0	0	0	0	312	0	0
 Palau	3	3	0	0	1,261	0	0	0	0	0	0	0	0	0	0	0	1,261	0	0
Total:	20	14	0	0	5,603	3	0	0	11	0	10	0	0	0	23	0	5,584	0	0

Secretary's Statistical Report - Third Quarter 2017

Lake Union Conference

My Report 11/09/2017

							Members Added During Period					Members Subtracted During Period							
Code	Organization	Churches	Companies	Church Attendance Second Sabbath Count	Church Attendance Seventh Sabbath Count	Church Membership at Beginning of Period	Baptisms	Former Members' Baptisms	Professions of Faith	Letters Received	Adjustments	Letters Granted	Deaths	Dropped	Missing	Adjustments	Church Membership at End of Period	Sabbath School Attendance Second Sabbath Count	Sabbath School Attendance Seventh Sabbath Count
ILNC	Illinois Conference	98	18	0	0	13,815	70	2	12	85	0	109	25	73	34	7	13,736	0	0
INDC	Indiana Conference	69	7	390	335	8,587	47	0	15	58	0	35	26	14	-1	3	8,630	159	144
LKRC	Lake Region Conference	105	1	0	0	31,248	109	1	20	43	0	48	12	4	3	4	31,350	0	0
MICC	Michigan Conference	163	22	0	0	26,433	134	0	4	219	0	194	60	12	14	1	26,509	0	0
WISC	Wisconsin Conference	65	8	3,282	3,189	7,706	34	0	4	29	0	56	11	23	2	5	7,676	2,441	2,335
Total:		500	56	3,672	3,524	87,789	394	3	55	434	0	442	134	126	52	20	87,901	2,600	2,479

Secretary's Statistical Report - Third Quarter 2017

Mid-America Union Conference

My Report 11/09/2017

							Members Added During Period					Members Subtracted During Period							
Code	Organization	Churches	Companies	Church Attendance Second Sabbath Count	Church Attendance Seventh Sabbath Count	Church Membership at Beginning of Period	Baptisms	Former Members' Baptisms	Professions of Faith	Letters Received	Adjustments	Letters Granted	Deaths	Dropped	Missing	Adjustments	Church Membership at End of Period	Sabbath School Attendance Second Sabbath Count	Sabbath School Attendance Seventh Sabbath Count
CSTC	Central States Conference	34	17	2,387	2,049	14,381	34	0	5	33	0	45	7	1	0	0	14,400	380	318
DAKC	Dakota Conference	43	3	1,732	1,422	4,073	13	0	0	26	0	21	10	1	0	1	4,079	1,276	1,095
IWMC	Iowa-Missouri Conference	107	11	4,149	3,808	11,822	45	1	3	67	0	56	26	11	0	2	11,843	2,495	2,514
KSNC	Kansas-Nebraska Conference	95	5	6,359	6,534	12,128	55	0	4	72	0	101	36	14	40	3	12,065	5,294	5,361
MINC	Minnesota Conference	73	15	2,401	1,911	9,817	89	2	30	57	0	56	13	4	-43	2	9,963	1,567	1,227
RMTC	Rocky Mountain Conference	101	20	1,998	2,290	18,048	114	1	9	130	0	101	15	4	1	4	18,177	969	976
Total:		453	71	19,026	18,014	70,269	350	4	51	385	0	380	107	35	-2	12	70,527	11,981	11,491

Secretary's Statistical Report - Third Quarter 2017

North Pacific Union Conference

My Report 11/09/2017

							Members Added During Period					Members Subtracted During Period							
Code	Organization	Churches	Companies	Church Attendance Second Sabbath Count	Church Attendance Seventh Sabbath Count	Church Membership at Beginning of Period	Baptisms	Former Members' Baptisms	Professions of Faith	Letters Received	Adjustments	Letters Granted	Deaths	Dropped	Missing	Adjustments	Church Membership at End of Period	Sabbath School Attendance Second Sabbath Count	Sabbath School Attendance Seventh Sabbath Count
ALAC	Alaska Conference	29	5	0	0	3,890	15	0	4	5	0	13	4	0	-2	0	3,899	0	0
IDHC	Idaho Conference of Seventh-day Adventists, Inc.	45	7	0	0	6,797	28	0	8	84	0	63	14	7	0	0	6,833	0	0
MNTC	Montana Conference	38	5	0	0	3,980	17	0	1	26	0	19	5	2	0	3	3,995	0	0
ORGC	Oregon Conference	132	17	0	0	36,250	160	0	33	197	0	184	82	30	20	3	36,321	0	0
UCLC	Upper Columbia Conference	114	14	0	0	26,820	91	0	12	218	1	161	48	16	-2	0	26,919	0	0
WSHC	Washington Conference	89	17	0	0	23,407	78	0	39	137	0	132	19	21	18	1	23,470	0	0
Total:		447	65	0	0	101,144	389	0	97	667	1	572	172	76	34	7	101,437	0	0

Secretary's Statistical Report - Third Quarter 2017

Pacific Union Conference

My Report 11/09/2017

Code	Organization	Churches	Companies	Church Attendance Second Sabbath Count	Church Attendance Seventh Sabbath Count	Church Membership at Beginning of Period	Members Added During Period					Members Subtracted During Period					Church Membership at End of Period	Sabbath School Attendance Second Sabbath Count	Sabbath School Attendance Seventh Sabbath Count
							Baptisms	Former Members' Baptisms	Professions of Faith	Letters Received	Adjustments	Letters Granted	Deaths	Dropped	Missing	Adjustments			
ARZC	Arizona Conference	78	15	5,322	5,730	20,366	138	1	18	133	0	102	33	4	109	6	20,402	3,084	3,525
CCAC	Central California Conference of SDA	133	9	7,534	6,259	37,947	178	2	20	159	1	188	62	4	29	44	37,980	4,707	3,664
HWIC	Hawaii Conference	31	4	631	506	6,194	47	0	5	21	0	25	9	0	-2	0	6,235	219	260
NVUC	Nevada-Utah Conference	48	9	2,739	2,255	10,432	47	1	6	48	0	37	9	5	78	18	10,387	1,340	1,030
NCAC	Northern California Conference of Seventh-day Adventists	142	17	9,452	9,668	40,602	128	4	10	155	0	141	94	19	45	1	40,599	1,156	1,302
SECC	Southeastern California Conference	151	12	4,916	5,333	69,554	216	8	75	318	0	304	105	31	54	40	69,637	2,658	1,864
SCAC	Southern California Conference	132	25	9,997	10,432	40,580	267	0	56	262	0	290	75	9	41	12	40,738	5,051	4,918
Total:		715	91	40,591	40,183	225,675	1,021	16	190	1,096	1	1,087	387	72	354	121	225,978	18,215	16,563

Secretary's Statistical Report - Third Quarter 2017

Southern Union Conference

My Report 11/09/2017

							Members Added During Period					Members Subtracted During Period							
Code	Organization	Churches	Companies	Church Attendance Second Sabbath Count	Church Attendance Seventh Sabbath Count	Church Membership at Beginning of Period	Baptisms	Former Members' Baptisms	Professions of Faith	Letters Received	Adjustments	Letters Granted	Deaths	Dropped	Missing	Adjustments	Church Membership at End of Period	Sabbath School Attendance Second Sabbath Count	Sabbath School Attendance Seventh Sabbath Count
CRLC	Carolina Conference	128	25	1,983	2,036	23,115	111	1	34	208	0	186	44	25	34	0	23,180	1,768	1,424
FLRC	Florida Conference	209	61	0	0	64,777	344	2	171	496	-10	411	148	88	314	0	64,819	0	0
GCMC	Georgia-Cumberland Conference	171	37	0	0	40,184	175	1	51	369	-11	294	50	45	53	0	40,327	0	0
GSTC	Gulf States Conference	80	13	2,630	3,032	12,646	82	0	4	11	0	7	16	0	0	0	12,720	1,530	1,456
KTNC	Kentucky-Tennessee Conference	99	12	3,531	3,637	15,159	61	1	37	99	0	89	22	25	0	2	15,219	2,607	2,405
SALC	South Atlantic Conference	144	27	0	0	49,008	150	3	15	115	0	93	34	57	6	35	49,066	0	0
SSCC	South Central Conference	150	10	0	0	34,806	295	0	30	110	0	97	32	-122	65	0	35,169	0	0
SSEC	Southeastern Conference	150	13	3,267	2,409	52,042	436	0	126	70	2	102	31	14	44	15	52,470	2,302	1,782
Total:		1,131	198	11,411	11,114	291,737	1,654	8	468	1,478	-19	1,279	377	132	516	52	292,970	8,207	7,067

Secretary's Statistical Report - Third Quarter 2017

Southwestern Union Conference

My Report 11/09/2017

							Members Added During Period					Members Subtracted During Period							
Code	Organization	Churches	Companies	Church Attendance Second Sabbath Count	Church Attendance Seventh Sabbath Count	Church Membership at Beginning of Period	Baptisms	Former Members' Baptisms	Professions of Faith	Letters Received	Adjustments	Letters Granted	Deaths	Dropped	Missing	Adjustments	Church Membership at End of Period	Sabbath School Attendance Second Sabbath Count	Sabbath School Attendance Seventh Sabbath Count
ARLC	Arkansas-Louisiana Conference	88	16	5,206	4,830	13,054	58	1	16	66	0	58	16	18	-2	2	13,103	4,021	4,240
OKLC	Oklahoma Conference	75	4	3,667	3,605	9,094	48	0	8	41	-1	47	30	19	4	0	9,090	3,626	804
SWRC	Southwest Region Conference	94	20	5,253	4,125	26,350	200	0	17	85	0	86	11	0	0	0	26,555	1,571	1,759
TXSC	Texas Conference	247	57	22,332	22,053	58,185	448	5	127	493	-19	466	57	83	112	0	58,521	16,092	17,041
TXCC	Texico Conference	71	7	3,325	3,249	12,023	46	0	11	79	0	49	24	17	33	0	12,036	1,732	1,939
Total:		575	104	39,783	37,862	118,706	800	6	179	764	-20	706	138	137	147	2	119,305	27,042	25,783