

# Secretary's Statistical Report - Third Quarter 2015

North American Division

My Report 10/29/2015

Code	Organization	Churches	Companies	Church Attendance Second Sabbath Count	Church Attendance Seventh Sabbath Count	Church Membership at Beginning of Period	Members Added During Period				Members Subtracted During Period					Church Membership at End of Period	Sabbath School Attendance Second Sabbath Count	Sabbath School Attendance Seventh Sabbath Count
							Baptisms	Professions of Faith	Letters Received	Adjustments	Letters Granted	Deaths	Dropped	Missing	Adjustments			
NAD-I	North American Division (Internal)	0	0	0	0	25	0	0	0	0	0	0	0	0	0	25	0	0
ATUC	Atlantic Union Conference	578	73	30,602	31,615	116,252	1,203	161	477	43	511	153	66	4	11	117,391	19,002	16,631
SCIC	Canada, SDA Church in	377	80	5,859	6,051	68,087	410	50	383	0	272	111	10	1	66	68,470	3,282	3,391
COUC	Columbia Union Conference	710	97	31,275	33,393	144,207	857	120	754	77	779	192	109	159	29	144,747	21,191	19,958
LKUC	Lake Union Conference	498	59	3,477	3,359	86,609	387	53	367	2	405	132	130	114	26	86,611	2,531	2,388
MAUC	Mid-America Union Conference	457	66	17,591	15,676	68,476	599	50	377	13	348	141	27	49	39	68,911	11,309	10,883
NPUC	North Pacific Union Conference	439	72	0	0	99,419	419	67	955	0	919	199	120	98	21	99,503	0	0
PAUC	Pacific Union Conference	705	103	26,598	14,013	225,203	1,231	237	1,166	39	1,192	404	232	217	165	225,666	26,045	8,607
NSUC	Southern Union Conference	1,108	190	12,953	12,681	280,802	2,094	421	1,600	2	1,255	375	160	523	96	282,510	9,980	9,949
SWUC	Southwestern Union Conference	572	95	40,270	39,534	112,460	825	111	870	0	735	166	59	345	16	112,945	28,895	27,469
GUMM	Guam-Micronesia Mission	22	14	1,454	1,514	5,345	19	5	2	13	4	6	0	0	0	5,374	0	0
<b>Total:</b>		<b>5,466</b>	<b>849</b>	<b>170,079</b>	<b>157,836</b>	<b>1,206,885</b>	<b>8,044</b>	<b>1,275</b>	<b>6,951</b>	<b>189</b>	<b>6,420</b>	<b>1,879</b>	<b>913</b>	<b>1,510</b>	<b>469</b>	<b>1,212,153</b>	<b>122,235</b>	<b>99,276</b>

# Secretary's Statistical Report - Third Quarter 2015

## Atlantic Union Conference

My Report 10/27/2015

Code	Organization	Churches	Companies	Church Attendance Second Sabbath Count	Church Attendance Seventh Sabbath Count	Church Membership at Beginning of Period	Members Added During Period				Members Subtracted During Period					Church Membership at End of Period	Sabbath School Attendance Second Sabbath Count	Sabbath School Attendance Seventh Sabbath Count
							Baptisms	Professions of Faith	Letters Received	Adjustments	Letters Granted	Deaths	Dropped	Missing	Adjustments			
BERC	Bermuda Conference	11	1	1,376	1,453	3,914	32	2	6	0	5	5	1	0	0	3,943	426	465
GNYC	Greater New York Conference	154	18	14,526	16,293	28,448	290	44	100	0	133	25	17	9	5	28,693	10,831	9,029
NYKC	New York Conference	60	3	1,223	1,583	5,596	38	21	37	0	29	21	3	7	1	5,631	869	1,003
ANEC	Northeastern Conference	178	25	7,410	7,026	55,554	675	72	145	43	155	69	28	-11	0	56,248	2,300	1,998
NNEC	Northern New England Conference	59	4	1,109	384	5,269	19	3	42	0	38	16	10	0	0	5,269	717	265
SNEC	Southern New England Conference	116	22	4,958	4,876	17,471	149	19	147	0	151	17	7	-1	5	17,607	3,859	3,871
<b>Total:</b>		<b>578</b>	<b>73</b>	<b>30,602</b>	<b>31,615</b>	<b>116,252</b>	<b>1,203</b>	<b>161</b>	<b>477</b>	<b>43</b>	<b>511</b>	<b>153</b>	<b>66</b>	<b>4</b>	<b>11</b>	<b>117,391</b>	<b>19,002</b>	<b>16,631</b>

# Secretary's Statistical Report - Third Quarter 2015

Canada, SDA Church in

My Report 10/27/2015

Code	Organization	Churches	Companies	Church Attendance Second Sabbath Count	Church Attendance Seventh Sabbath Count	Church Membership at Beginning of Period	Members Added During Period				Members Subtracted During Period					Church Membership at End of Period	Sabbath School Attendance Second Sabbath Count	Sabbath School Attendance Seventh Sabbath Count
							Baptisms	Professions of Faith	Letters Received	Adjustments	Letters Granted	Deaths	Dropped	Missing	Adjustments			
ALBC	Alberta Conference	64	16	0	0	11,178	66	5	88	0	34	13	2	0	1	11,287	0	0
BCOC	British Columbia Conference	81	17	2,984	2,983	11,314	41	10	74	0	65	33	3	3	1	11,334	1,366	1,365
MSKC	Manitoba-Saskatchewan Conference	33	2	1,894	2,051	3,856	19	0	37	0	21	12	0	0	0	3,879	1,356	1,553
MRTC	Maritime Conference of the Seventh-day Adventist Church, Inc.	26	3	0	0	1,616	17	1	4	0	5	7	0	0	0	1,626	0	0
ONTC	Ontario Conference	125	25	0	0	31,819	176	23	145	0	118	37	4	-1	18	31,987	0	0
QUBC	Quebec Conference	40	13	981	1,017	7,688	89	11	33	0	23	5	0	-1	4	7,790	560	473
NWFL	SDA Church in Newfoundland and Labrador	8	4	0	0	616	2	0	2	0	6	4	1	0	42	567	0	0
<b>Total:</b>		<b>377</b>	<b>80</b>	<b>5,859</b>	<b>6,051</b>	<b>68,087</b>	<b>410</b>	<b>50</b>	<b>383</b>	<b>0</b>	<b>272</b>	<b>111</b>	<b>10</b>	<b>1</b>	<b>66</b>	<b>68,470</b>	<b>3,282</b>	<b>3,391</b>

# Secretary's Statistical Report - Third Quarter 2015

Columbia Union Conference

My Report 10/29/2015

							Members Added During Period				Members Subtracted During Period							
Code	Organization	Churches	Companies	Church Attendance Second Sabbath Count	Church Attendance Seventh Sabbath Count	Church Membership at Beginning of Period	Baptisms	Professions of Faith	Letters Received	Adjustments	Letters Granted	Deaths	Dropped	Missing	Adjustments	Church Membership at End of Period	Sabbath School Attendance Second Sabbath Count	Sabbath School Attendance Seventh Sabbath Count
ALEC	Allegheny East Conference	119	31	5,008	6,151	38,958	133	12	106	76	113	37	5	-2	0	39,132	2,636	2,874
ALWC	Allegheny West Conference	55	7	2,069	1,779	15,452	124	26	49	0	53	9	5	-3	9	15,578	1,272	931
CHSC	Chesapeake Conference	67	9	1,667	2,342	14,718	55	12	117	1	111	31	13	72	0	14,676	998	1,330
MTVC	Mountain View Conference	33	2	1,147	1,308	2,304	10	2	17	0	14	8	3	7	0	2,301	1,115	1,257
NJRC	New Jersey Conference of Seventh-day Adventists, Inc.	87	8	714	0	15,709	115	14	129	0	129	7	7	0	3	15,821	1,495	0
OHIC	Ohio Conference	91	7	1,534	1,742	11,527	101	18	67	0	68	32	6	58	5	11,544	948	1,040
PNAC	Pennsylvania Conference	115	7	3,486	3,576	11,287	90	4	65	0	70	30	53	28	3	11,262	2,060	2,088
POTC	Potomac Conference	143	26	15,650	16,495	34,252	229	32	204	0	221	38	17	-1	9	34,433	10,667	10,438
<b>Total:</b>		<b>710</b>	<b>97</b>	<b>31,275</b>	<b>33,393</b>	<b>144,207</b>	<b>857</b>	<b>120</b>	<b>754</b>	<b>77</b>	<b>779</b>	<b>192</b>	<b>109</b>	<b>159</b>	<b>29</b>	<b>144,747</b>	<b>21,191</b>	<b>19,958</b>

# Secretary's Statistical Report - Third Quarter 2015

## Lake Union Conference

My Report 10/27/2015

							Members Added During Period				Members Subtracted During Period							
Code	Organization	Churches	Companies	Church Attendance Second Sabbath Count	Church Attendance Seventh Sabbath Count	Church Membership at Beginning of Period	Baptisms	Professions of Faith	Letters Received	Adjustments	Letters Granted	Deaths	Dropped	Missing	Adjustments	Church Membership at End of Period	Sabbath School Attendance Second Sabbath Count	Sabbath School Attendance Seventh Sabbath Count
ILNC	Illinois Conference	99	18	0	0	13,540	68	22	81	0	80	13	8	22	0	13,588	0	0
INDC	Indiana Conference	68	7	0	0	8,258	36	7	50	0	58	14	2	0	5	8,272	0	0
LKRC	Lake Region Conference	105	1	0	0	31,045	105	17	12	0	51	24	0	0	20	31,084	0	0
MICC	Michigan Conference	161	25	0	0	26,112	149	7	171	2	162	63	93	72	0	26,051	0	0
WISC	Wisconsin Conference	65	8	3,477	3,359	7,654	29	0	53	0	54	18	27	20	1	7,616	2,531	2,388
<b>Total:</b>		<b>498</b>	<b>59</b>	<b>3,477</b>	<b>3,359</b>	<b>86,609</b>	<b>387</b>	<b>53</b>	<b>367</b>	<b>2</b>	<b>405</b>	<b>132</b>	<b>130</b>	<b>114</b>	<b>26</b>	<b>86,611</b>	<b>2,531</b>	<b>2,388</b>

# Secretary's Statistical Report - Third Quarter 2015

Mid-America Union Conference






My Report 10/27/2015

							Members Added During Period				Members Subtracted During Period							
Code	Organization	Churches	Companies	Church Attendance Second Sabbath Count	Church Attendance Seventh Sabbath Count	Church Membership at Beginning of Period	Baptisms	Professions of Faith	Letters Received	Adjustments	Letters Granted	Deaths	Dropped	Missing	Adjustments	Church Membership at End of Period	Sabbath School Attendance Second Sabbath Count	Sabbath School Attendance Seventh Sabbath Count
CSTC	Central States Conference	36	18	1,362	1,139	13,938	182	5	30	0	29	16	0	1	29	14,080	386	400
DAKC	Dakota Conference	45	2	951	1,002	4,010	23	3	25	0	16	18	2	0	0	4,025	705	705
IWMC	Iowa-Missouri Conference	107	8	4,261	4,291	11,662	55	11	78	11	88	39	9	3	0	11,678	2,962	3,142
KSNC	Kansas-Nebraska Conference	97	6	6,397	6,343	11,822	55	6	51	0	53	28	4	25	3	11,821	5,084	4,945
MINC	Minnesota Conference	73	11	1,477	1,681	9,349	97	17	71	0	66	14	3	-1	1	9,451	693	1,034
RMTC	Rocky Mountain Conference	99	21	3,143	1,220	17,695	187	8	122	2	96	26	9	21	6	17,856	1,479	657
<b>Total:</b>		<b>457</b>	<b>66</b>	<b>17,591</b>	<b>15,676</b>	<b>68,476</b>	<b>599</b>	<b>50</b>	<b>377</b>	<b>13</b>	<b>348</b>	<b>141</b>	<b>27</b>	<b>49</b>	<b>39</b>	<b>68,911</b>	<b>11,309</b>	<b>10,883</b>

# Secretary's Statistical Report by Country - Third Quarter 2015

## Guam-Micronesia Mission

My Report 10/27/2015

Country	Churches	Companies	Church Attendance Second Sabbath Count	Church Attendance Seventh Sabbath Count	Church Membership at Beginning of Period	Members Added During Period				Members Subtracted During Period					Church Membership at End of Period	Sabbath School Attendance Second Sabbath Count	Sabbath School Attendance Seventh Sabbath Count
						Baptisms	Professions of Faith	Letters Received	Adjustments	Letters Granted	Deaths	Dropped	Missing	Adjustments			
 Micronesia (Federated States of)	7	1	270	299	1,730	6	0	0	12	3	1	0	0	0	1,744	0	0
 Guam	7	2	600	601	1,286	11	2	1	0	0	1	0	0	0	1,299	0	0
 Marshall Islands	3	6	255	234	810	1	0	0	0	0	0	0	0	0	811	0	0
 Northern Mariana Islands	1	3	104	103	295	0	0	0	1	0	1	0	0	0	295	0	0
 Palau	4	2	225	277	1,224	1	3	1	0	1	3	0	0	0	1,225	0	0
<b>Total:</b>	<b>22</b>	<b>14</b>	<b>1,454</b>	<b>1,514</b>	<b>5,345</b>	<b>19</b>	<b>5</b>	<b>2</b>	<b>13</b>	<b>4</b>	<b>6</b>	<b>0</b>	<b>0</b>	<b>0</b>	<b>5,374</b>	<b>0</b>	<b>0</b>

# Secretary's Statistical Report - Third Quarter 2015

North Pacific Union Conference

My Report 10/27/2015

							Members Added During Period				Members Subtracted During Period							
Code	Organization	Churches	Companies	Church Attendance Second Sabbath Count	Church Attendance Seventh Sabbath Count	Church Membership at Beginning of Period	Baptisms	Professions of Faith	Letters Received	Adjustments	Letters Granted	Deaths	Dropped	Missing	Adjustments	Church Membership at End of Period	Sabbath School Attendance Second Sabbath Count	Sabbath School Attendance Seventh Sabbath Count
ALAC	Alaska Conference	29	6	0	0	3,849	17	0	18	0	26	6	0	9	2	3,841	0	0
IDHC	Idaho Conference of Seventh-day Adventists, Inc.	45	6	0	0	6,545	52	5	24	0	12	18	2	-2	4	6,592	0	0
MNTC	Montana Conference	38	5	0	0	4,019	24	3	29	0	19	4	1	-1	1	4,051	0	0
ORGC	Oregon Conference	132	19	0	0	35,895	118	28	612	0	602	71	83	31	5	35,861	0	0
UCLC	Upper Columbia Conference	110	17	0	0	26,392	101	13	159	0	152	67	23	13	1	26,409	0	0
WSHC	Washington Conference	85	19	0	0	22,719	107	18	113	0	108	33	11	48	8	22,749	0	0
<b>Total:</b>		<b>439</b>	<b>72</b>	<b>0</b>	<b>0</b>	<b>99,419</b>	<b>419</b>	<b>67</b>	<b>955</b>	<b>0</b>	<b>919</b>	<b>199</b>	<b>120</b>	<b>98</b>	<b>21</b>	<b>99,503</b>	<b>0</b>	<b>0</b>



# Secretary's Statistical Report - Third Quarter 2015

## Pacific Union Conference

My Report 10/27/2015

Code	Organization	Churches	Companies	Church Attendance Second Sabbath Count	Church Attendance Seventh Sabbath Count	Church Membership at Beginning of Period	Members Added During Period				Members Subtracted During Period					Church Membership at End of Period	Sabbath School Attendance Second Sabbath Count	Sabbath School Attendance Seventh Sabbath Count
							Baptisms	Professions of Faith	Letters Received	Adjustments	Letters Granted	Deaths	Dropped	Missing	Adjustments			
ARZC	Arizona Conference	77	26	6,231	6,296	19,823	229	39	204	0	181	42	15	0	13	20,044	3,379	3,241
CCAC	Central California Conference of SDA	133	8	3,970	1,155	37,174	169	18	109	0	134	53	10	76	0	37,197	2,899	1,804
HWIC	Hawaii Conference	30	1	0	0	5,895	54	5	21	0	26	27	-1	0	5	5,918	0	0
NVUC	Nevada-Utah Conference	48	14	839	0	9,917	86	11	53	0	55	12	17	-53	9	10,027	604	0
NCAC	Northern California Conference of Seventh-day Adventists	142	16	0	0	40,088	187	34	238	0	226	85	22	-1	22	40,193	0	0
SECC	Southeastern California Conference	147	15	5,485	6,562	70,447	265	113	407	4	379	128	118	-168	113	70,666	3,263	3,562
SCAC	Southern California Conference	128	23	10,073	0	41,859	241	17	134	35	191	57	51	363	3	41,621	15,900	0
<b>Total:</b>		<b>705</b>	<b>103</b>	<b>26,598</b>	<b>14,013</b>	<b>225,203</b>	<b>1,231</b>	<b>237</b>	<b>1,166</b>	<b>39</b>	<b>1,192</b>	<b>404</b>	<b>232</b>	<b>217</b>	<b>165</b>	<b>225,666</b>	<b>26,045</b>	<b>8,607</b>

# Secretary's Statistical Report - Third Quarter 2015

Southern Union Conference

My Report 10/27/2015

Code	Organization	Churches	Companies	Church Attendance Second Sabbath Count	Church Attendance Seventh Sabbath Count	Church Membership at Beginning of Period	Members Added During Period				Members Subtracted During Period					Church Membership at End of Period	Sabbath School Attendance Second Sabbath Count	Sabbath School Attendance Seventh Sabbath Count
							Baptisms	Professions of Faith	Letters Received	Adjustments	Letters Granted	Deaths	Dropped	Missing	Adjustments			
CRLC	Carolina Conference	125	24	1,814	2,158	22,202	141	40	123	0	115	45	13	19	0	22,314	1,735	1,673
FLRC	Florida Conference	203	58	0	0	63,535	443	157	520	0	408	105	50	303	24	63,765	0	0
GCMC	Georgia-Cumberland Conference	166	38	0	0	38,960	237	61	368	0	323	68	51	131	13	39,040	0	0
GSTC	Gulf States Conference	79	7	1,785	1,700	12,047	127	2	48	0	57	40	17	14	4	12,092	1,151	1,136
KTNC	Kentucky-Tennessee Conference	99	9	1,953	2,475	14,460	131	12	156	0	112	14	9	-2	9	14,617	1,742	1,994
SALC	South Atlantic Conference	147	25	0	0	47,276	294	26	123	0	79	33	17	9	16	47,565	0	0
SSCC	South Central Conference	147	12	1,084	0	33,516	251	25	61	0	65	47	0	37	0	33,704	159	0
SSEC	Southeastern Conference	142	17	6,317	6,348	48,806	470	98	201	2	96	23	3	12	30	49,413	5,193	5,146
<b>Total:</b>		<b>1,108</b>	<b>190</b>	<b>12,953</b>	<b>12,681</b>	<b>280,802</b>	<b>2,094</b>	<b>421</b>	<b>1,600</b>	<b>2</b>	<b>1,255</b>	<b>375</b>	<b>160</b>	<b>523</b>	<b>96</b>	<b>282,510</b>	<b>9,980</b>	<b>9,949</b>

# Secretary's Statistical Report - Third Quarter 2015

Southwestern Union Conference

My Report 10/27/2015

							Members Added During Period				Members Subtracted During Period							
Code	Organization	Churches	Companies	Church Attendance Second Sabbath Count	Church Attendance Seventh Sabbath Count	Church Membership at Beginning of Period	Baptisms	Professions of Faith	Letters Received	Adjustments	Letters Granted	Deaths	Dropped	Missing	Adjustments	Church Membership at End of Period	Sabbath School Attendance Second Sabbath Count	Sabbath School Attendance Seventh Sabbath Count
ARLC	Arkansas-Louisiana Conference	87	17	5,463	5,812	12,586	85	9	51	0	53	17	2	60	3	12,596	3,777	3,915
OKLC	Oklahoma Conference	73	3	2,254	2,738	8,837	42	16	70	0	59	26	4	9	0	8,867	354	301
SWRC	Southwest Region Conference	97	19	4,417	5,871	25,389	150	9	126	0	98	11	0	88	0	25,477	653	930
TXSC	Texas Conference	244	50	24,371	21,121	53,553	475	63	579	0	458	95	51	168	12	53,886	21,651	18,558
TXCC	Texico Conference	71	6	3,765	3,992	12,095	73	14	44	0	67	17	2	20	1	12,119	2,460	3,765
<b>Total:</b>		<b>572</b>	<b>95</b>	<b>40,270</b>	<b>39,534</b>	<b>112,460</b>	<b>825</b>	<b>111</b>	<b>870</b>	<b>0</b>	<b>735</b>	<b>166</b>	<b>59</b>	<b>345</b>	<b>16</b>	<b>112,945</b>	<b>28,895</b>	<b>27,469</b>