

Secretary's Statistical Report - Third Quarter 2016

North American Division

My Report 11/15/2016

Code	Organization	Churches	Companies	Church Attendance Second Sabbath Count	Church Attendance Seventh Sabbath Count	Church Membership at Beginning of Period	Members Added During Period				Members Subtracted During Period					Church Membership at End of Period	Sabbath School Attendance Second Sabbath Count	Sabbath School Attendance Seventh Sabbath Count
							Baptisms	Professions of Faith	Letters Received	Adjustments	Letters Granted	Deaths	Dropped	Missing	Adjustments			
NAD-I	North American Division (Internal)	1	0	0	0	19	0	0	0	0	2	0	0	0	0	17	0	0
ATUC	Atlantic Union Conference	584	73	26,648	27,702	119,275	1,178	130	392	24	425	144	60	88	39	120,243	16,975	13,737
SCIC	Canada, SDA Church in	385	76	4,337	5,236	69,545	376	39	307	0	235	80	41	0	21	69,890	3,576	4,064
COUC	Columbia Union Conference	709	101	34,869	34,487	146,768	907	317	685	44	712	175	56	40	16	147,722	19,938	19,760
LKUC	Lake Union Conference	500	58	4,676	3,971	87,087	438	57	543	-13	573	129	68	11	0	87,331	3,430	2,916
MAUC	Mid-America Union Conference	450	73	18,947	19,975	69,418	367	67	355	-8	296	100	30	66	0	69,707	12,106	12,590
NPUC	North Pacific Union Conference	445	66	0	0	100,210	371	56	632	0	597	181	49	22	18	100,402	0	0
PAUC	Pacific Union Conference	712	98	34,099	10,058	225,820	1,005	199	1,026	12	1,014	333	215	640	85	225,775	15,634	6,155
NSUC	Southern Union Conference	1,122	190	14,728	13,080	286,686	2,007	541	1,811	-3	1,482	359	306	427	12	288,456	9,514	8,534
SWUC	Southwestern Union Conference	574	100	38,764	37,877	114,989	967	297	919	-30	895	139	51	129	0	115,928	25,341	25,371
GUMM	Guam-Micronesia Mission	22	15	2,045	0	5,500	36	0	11	0	6	6	0	0	0	5,535	1,018	1,447
Total:		5,504	850	179,113	152,386	1,225,317	7,652	1,703	6,681	26	6,237	1,646	876	1,423	191	1,231,006	107,532	94,574

Secretary's Statistical Report - Third Quarter 2016

Atlantic Union Conference

My Report 10/20/2016

Code	Organization	Churches	Companies	Church Attendance Second Sabbath Count	Church Attendance Seventh Sabbath Count	Church Membership at Beginning of Period	Members Added During Period				Members Subtracted During Period					Church Membership at End of Period	Sabbath School Attendance Second Sabbath Count	Sabbath School Attendance Seventh Sabbath Count
							Baptisms	Professions of Faith	Letters Received	Adjustments	Letters Granted	Deaths	Dropped	Missing	Adjustments			
BERC *	Bermuda Conference	11	1	1,471	1,361	3,953	15	2	1	0	3	8	2	0	5	3,953	504	406
GNYC *	Greater New York Conference	154	22	14,526	16,293	29,269	341	47	100	0	132	28	23	-2	34	29,542	10,831	9,029
NYKC *	New York Conference	65	2	1,529	1,288	5,706	50	10	57	0	51	11	9	0	0	5,752	1,000	819
ANEC *	Northeastern Conference	181	22	4,272	5,313	57,008	571	49	118	27	119	57	17	32	0	57,548	1,968	1,350
NNEC *	Northern New England Conference	57	4	1,354	1,160	5,240	25	0	16	-2	33	13	10	0	0	5,223	841	803
SNEC *	Southern New England Conference	116	22	3,496	2,287	18,099	176	22	100	-1	87	27	-1	58	0	18,225	1,831	1,330
Total:		584	73	26,648	27,702	119,275	1,178	130	392	24	425	144	60	88	39	120,243	16,975	13,737

Secretary's Statistical Report - Third Quarter 2016

Canada, SDA Church in

My Report 10/24/2016

							Members Added During Period				Members Subtracted During Period							
Code	Organization	Churches	Companies	Church Attendance Second Sabbath Count	Church Attendance Seventh Sabbath Count	Church Membership at Beginning of Period	Baptisms	Professions of Faith	Letters Received	Adjustments	Letters Granted	Deaths	Dropped	Missing	Adjustments	Church Membership at End of Period	Sabbath School Attendance Second Sabbath Count	Sabbath School Attendance Seventh Sabbath Count
ALBC	Alberta Conference	67	13	659	693	11,528	58	-1	64	0	43	25	1	-1	9	11,572	229	348
BCOC	British Columbia Conference	81	16	0	0	11,398	39	12	43	0	38	13	5	-1	2	11,435	0	0
MSKC	Manitoba-Saskatchewan Conference	34	3	2,049	2,266	3,976	22	0	48	0	41	6	5	0	0	3,994	1,628	1,634
MRTC	Maritime Conference of the Seventh-day Adventist Church, Inc.	26	3	762	782	1,628	6	1	4	0	4	8	0	0	0	1,627	540	476
ONTC	Ontario Conference	128	27	0	0	32,513	187	21	100	0	73	22	29	1	4	32,692	0	0
QUBC	Quebec Conference	41	11	847	1,333	7,943	60	6	28	0	16	5	1	1	6	8,008	581	938
NWFL	SDA Church in Newfoundland and Labrador	8	3	0	0	559	4	0	20	0	20	1	0	0	0	562	0	0
Total:		385	76	4,317	5,074	69,545	376	39	307	0	235	80	41	0	21	69,890	2,978	3,396

Secretary's Statistical Report - Third Quarter 2016

Columbia Union Conference






My Report 11/15/2016

							Members Added During Period				Members Subtracted During Period							
Code	Organization	Churches	Companies	Church Attendance Second Sabbath Count	Church Attendance Seventh Sabbath Count	Church Membership at Beginning of Period	Baptisms	Professions of Faith	Letters Received	Adjustments	Letters Granted	Deaths	Dropped	Missing	Adjustments	Church Membership at End of Period	Sabbath School Attendance Second Sabbath Count	Sabbath School Attendance Seventh Sabbath Count
ALEC	Allegheny East Conference	117	34	4,580	4,556	39,822	156	16	160	51	180	24	3	4	0	39,994	1,594	1,584
ALWC	Allegheny West Conference	55	6	3,416	2,565	15,878	101	8	10	7	20	14	3	0	0	15,967	1,409	1,227
CHSC	Chesapeake Conference	66	10	2,626	2,681	14,851	93	9	120	0	89	26	4	2	6	14,946	1,765	1,770
MTVC	Mountain View Conference	32	4	1,226	1,205	2,303	18	6	7	1	15	5	0	-1	0	2,316	1,178	1,166
NJRC	New Jersey Conference of Seventh-day Adventists, Inc.	90	8	0	1,175	16,183	68	10	31	-10	43	20	35	4	0	16,180	0	645
OHIC	Ohio Conference	91	7	2,361	1,777	11,528	108	110	86	0	96	22	1	2	10	11,701	1,283	986
PNAC	Pennsylvania Conference	116	6	4,143	4,099	11,326	82	110	62	1	56	27	4	2	0	11,492	2,478	2,412
POTC	Potomac Conference	142	26	16,517	16,429	34,877	281	48	209	-6	213	37	6	27	0	35,126	10,231	9,970
Total:		709	101	34,869	34,487	146,768	907	317	685	44	712	175	56	40	16	147,722	19,938	19,760

Secretary's Statistical Report by Country - Third Quarter 2016

Guam-Micronesia Mission

My Report 10/20/2016

Country	Churches	Companies	Church Attendance Second Sabbath Count	Church Attendance Seventh Sabbath Count	Church Membership at Beginning of Period	Members Added During Period				Members Subtracted During Period					Church Membership at End of Period	Sabbath School Attendance Second Sabbath Count	Sabbath School Attendance Seventh Sabbath Count
						Baptisms	Professions of Faith	Letters Received	Adjustments	Letters Granted	Deaths	Dropped	Missing	Adjustments			
 Micronesia (Federated States of)	7	1	421	0	1,748	8	0	0	0	0	0	0	0	0	1,756	270	330
 Guam	7	2	648	0	1,335	10	0	9	0	6	4	0	0	0	1,344	99	493
 Marshall Islands	3	7	425	0	868	0	0	0	0	0	0	0	0	0	868	223	198
 Northern Mariana Islands	1	3	217	0	311	2	0	0	0	0	0	0	0	0	313	188	147
 Palau	4	2	334	0	1,238	16	0	2	0	0	2	0	0	0	1,254	238	279
Total:	22	15	2,045	0	5,500	36	0	11	0	6	6	0	0	0	5,535	1,018	1,447

Secretary's Statistical Report - Third Quarter 2016

Lake Union Conference

My Report 10/20/2016

							Members Added During Period				Members Subtracted During Period							
Code	Organization	Churches	Companies	Church Attendance Second Sabbath Count	Church Attendance Seventh Sabbath Count	Church Membership at Beginning of Period	Baptisms	Professions of Faith	Letters Received	Adjustments	Letters Granted	Deaths	Dropped	Missing	Adjustments	Church Membership at End of Period	Sabbath School Attendance Second Sabbath Count	Sabbath School Attendance Seventh Sabbath Count
ILNC *	Illinois Conference	98	19	0	0	13,713	60	9	67	-1	65	25	30	2	0	13,726	0	0
INDC *	Indiana Conference	70	6	1,355	742	8,344	72	19	92	0	86	20	3	0	0	8,418	557	315
LKRC *	Lake Region Conference	105	1	0	0	31,040	81	15	29	-8	66	10	7	0	0	31,074	0	0
MICC *	Michigan Conference	161	24	0	0	26,316	178	13	330	-4	323	60	21	9	0	26,420	0	0
WISC *	Wisconsin Conference	66	8	3,321	3,229	7,674	47	1	25	0	33	14	7	0	0	7,693	2,489	2,357
Total:		500	58	4,676	3,971	87,087	438	57	543	-13	573	129	68	11	0	87,331	3,046	2,672

Secretary's Statistical Report - Third Quarter 2016

Mid-America Union Conference

My Report 10/20/2016

							Members Added During Period				Members Subtracted During Period							
Code	Organization	Churches	Companies	Church Attendance Second Sabbath Count	Church Attendance Seventh Sabbath Count	Church Membership at Beginning of Period	Baptisms	Professions of Faith	Letters Received	Adjustments	Letters Granted	Deaths	Dropped	Missing	Adjustments	Church Membership at End of Period	Sabbath School Attendance Second Sabbath Count	Sabbath School Attendance Seventh Sabbath Count
CSTC *	Central States Conference	36	16	2,189	2,141	14,190	53	4	0	0	0	10	0	0	0	14,237	415	485
DAKC *	Dakota Conference	42	3	1,599	1,666	4,055	19	2	21	0	27	3	2	0	0	4,065	1,091	939
IWMC *	Iowa-Missouri Conference	107	10	4,225	4,229	11,676	53	5	62	7	58	21	6	11	0	11,707	2,904	2,828
KSNC *	Kansas-Nebraska Conference	93	6	6,548	6,623	11,955	39	10	103	2	65	24	1	0	0	12,019	5,382	5,493
MINC *	Minnesota Conference	73	15	2,172	1,774	9,704	109	31	64	0	47	22	9	50	12	9,768	1,358	1,328
RMTC *	Rocky Mountain Conference	99	23	2,214	3,542	17,838	94	15	105	0	99	20	12	5	5	17,911	956	1,517
Total:		450	73	18,947	19,975	69,418	367	67	355	9	296	100	30	66	17	69,707	12,106	12,590

Secretary's Statistical Report - Third Quarter 2016

North Pacific Union Conference

My Report 10/20/2016

							Members Added During Period				Members Subtracted During Period							
Code	Organization	Churches	Companies	Church Attendance Second Sabbath Count	Church Attendance Seventh Sabbath Count	Church Membership at Beginning of Period	Baptisms	Professions of Faith	Letters Received	Adjustments	Letters Granted	Deaths	Dropped	Missing	Adjustments	Church Membership at End of Period	Sabbath School Attendance Second Sabbath Count	Sabbath School Attendance Seventh Sabbath Count
ALAC *	Alaska Conference	30	5	0	0	3,867	24	1	31	0	28	4	1	-1	4	3,887	0	0
IDHC *	Idaho Conference of Seventh-day Adventists, Inc.	45	6	0	0	6,700	18	7	56	0	55	10	4	-1	3	6,710	0	0
MNTC *	Montana Conference	38	5	0	0	4,035	16	4	46	0	39	9	0	0	0	4,053	0	0
ORGC *	Oregon Conference	132	17	0	0	36,129	96	15	171	0	170	62	29	2	2	36,146	0	0
UCLC *	Upper Columbia Conference	113	15	0	0	26,573	93	13	162	0	150	65	4	9	0	26,613	0	0
WSHC *	Washington Conference	87	18	0	0	22,906	124	16	166	0	155	31	11	13	9	22,993	0	0
Total:		445	66	0	0	100,210	371	56	632	0	597	181	49	22	18	100,402	0	0

Secretary's Statistical Report - Third Quarter 2016

Pacific Union Conference

My Report 10/20/2016

							Members Added During Period				Members Subtracted During Period							
Code	Organization	Churches	Companies	Church Attendance Second Sabbath Count	Church Attendance Seventh Sabbath Count	Church Membership at Beginning of Period	Baptisms	Professions of Faith	Letters Received	Adjustments	Letters Granted	Deaths	Dropped	Missing	Adjustments	Church Membership at End of Period	Sabbath School Attendance Second Sabbath Count	Sabbath School Attendance Seventh Sabbath Count
ARZC *	Arizona Conference	78	27	6,091	6,825	20,168	159	10	155	5	102	25	6	53	5	20,306	4,050	4,514
CCAC *	Central California Conference of SDA	134	9	6,102	3,233	37,619	157	26	108	0	134	48	3	2	0	37,723	4,296	1,641
HWIC *	Hawaii Conference	31	2	0	0	6,036	44	2	46	0	48	15	6	1	2	6,056	0	0
NVUC *	Nevada-Utah Conference	48	9	0	0	10,283	51	16	36	0	36	8	8	-3	15	10,322	0	0
NCAC *	Northern California Conference of Seventh-day Adventists	142	17	11,383	0	40,503	173	27	206	5	184	75	37	54	32	40,532	1,689	0
SECC *	Southeastern California Conference	151	11	0	0	70,059	203	69	306	1	288	79	11	183	26	70,051	0	0
SCAC *	Southern California Conference	128	25	10,523	0	41,152	218	49	169	1	222	83	144	350	5	40,785	5,599	0
Total:		712	100	34,099	10,058	225,820	1,005	199	1,026	12	1,014	333	215	640	85	225,775	15,634	6,155

Secretary's Statistical Report - Third Quarter 2016

Southern Union Conference

My Report 10/24/2016

							Members Added During Period				Members Subtracted During Period							
Code	Organization	Churches	Companies	Church Attendance Second Sabbath Count	Church Attendance Seventh Sabbath Count	Church Membership at Beginning of Period	Baptisms	Professions of Faith	Letters Received	Adjustments	Letters Granted	Deaths	Dropped	Missing	Adjustments	Church Membership at End of Period	Sabbath School Attendance Second Sabbath Count	Sabbath School Attendance Seventh Sabbath Count
CRLC	Carolina Conference	126	27	2,873	2,923	22,553	125	22	169	0	136	45	18	13	3	22,654	1,983	2,109
FLRC	Florida Conference	207	55	0	0	64,545	431	199	680	16	523	100	194	147	0	64,907	0	0
GCMC	Georgia-Cumberland Conference	168	38	0	0	39,792	233	35	465	-4	383	73	55	136	0	39,874	0	0
GSTC	Gulf States Conference	81	9	2,634	2,757	12,344	260	30	91	-3	79	32	10	-1	0	12,602	1,410	1,324
KTNC	Kentucky-Tennessee Conference	98	9	2,970	3,218	14,754	75	15	110	-7	106	27	9	0	0	14,805	2,154	1,484
SALC	South Atlantic Conference	145	31	0	0	48,167	305	70	94	-13	102	22	11	64	0	48,424	0	0
SSCC	South Central Conference	148	8	1,145	0	34,033	174	23	86	0	69	35	0	19	0	34,193	170	0
SSEC	Southeastern Conference	149	13	5,106	4,182	50,498	404	147	116	8	84	25	9	49	9	50,997	3,797	3,617
Total:		1,122	190	14,728	13,080	286,686	2,007	541	1,811	-3	1,482	359	306	427	12	288,456	9,514	8,534

Secretary's Statistical Report - Third Quarter 2016

Southwestern Union Conference

My Report 10/20/2016

							Members Added During Period				Members Subtracted During Period							
Code	Organization	Churches	Companies	Church Attendance Second Sabbath Count	Church Attendance Seventh Sabbath Count	Church Membership at Beginning of Period	Baptisms	Professions of Faith	Letters Received	Adjustments	Letters Granted	Deaths	Dropped	Missing	Adjustments	Church Membership at End of Period	Sabbath School Attendance Second Sabbath Count	Sabbath School Attendance Seventh Sabbath Count
ARLC *	Arkansas-Louisiana Conference	87	17	5,822	5,637	12,750	89	16	114	0	108	21	1	-1	0	12,840	3,923	3,924
OKLC *	Oklahoma Conference	75	3	2,879	2,339	8,906	70	70	325	-1	336	19	7	0	0	9,008	1,697	979
SWRC *	Southwest Region Conference	96	19	4,618	4,122	25,559	292	121	69	0	44	11	6	70	0	25,910	1,127	1,173
TXSC *	Texas Conference	245	55	21,170	21,285	55,969	431	78	384	-16	367	72	33	62	0	56,312	15,841	16,358
TXCC *	Texico Conference	71	6	4,275	4,494	11,805	85	12	27	-13	40	16	4	-2	0	11,858	2,753	2,937
Total:		574	100	38,764	37,877	114,989	967	297	919	-30	895	139	51	129	0	115,928	25,341	25,371