

Secretary's Statistical Report - Fourth Quarter 2016

North American Division

My Report 01/30/2017

							Members Added During Period				Members Subtracted During Period							
Code	Organization	Churches	Companies	Church Attendance Second Sabbath Count	Church Attendance Seventh Sabbath Count	Church Membership at Beginning of Period	Baptisms	Professions of Faith	Letters Received	Adjustments	Letters Granted	Deaths	Dropped	Missing	Adjustments	Church Membership at End of Period	Sabbath School Attendance Second Sabbath Count	Sabbath School Attendance Seventh Sabbath Count
NAD-I	North American Division (Internal)	1	0	0	0	17	0	0	0	0	0	0	0	0	0	17	0	0
ATUC	Atlantic Union Conference	585	74	30,574	32,208	120,243	1,099	237	729	106	807	145	185	740	62	120,475	18,063	17,202
SCIC *	Canada, SDA Church in	386	76	6,024	6,686	69,890	503	81	442	0	399	104	45	2	34	70,332	3,988	4,400
COUC *	Columbia Union Conference	713	99	34,828	36,347	147,722	1,528	271	782	105	799	220	84	210	12	149,083	21,257	20,718
LKUC *	Lake Union Conference	503	56	812	1,366	87,331	469	89	404	-8	442	154	104	27	0	87,558	336	439
MAUC *	Mid-America Union Conference	454	71	20,046	22,112	69,707	402	139	496	-3	430	106	72	119	0	70,014	12,840	13,751
NPUC *	North Pacific Union Conference	445	65	0	0	100,402	589	72	765	2	648	214	63	83	21	100,801	0	0
PAUC *	Pacific Union Conference	711	96	32,490	4,449	225,775	1,137	237	1,307	1	1,381	329	118	619	84	225,926	12,120	2,336
NSUC *	Southern Union Conference	1,125	190	14,918	14,608	288,456	2,110	509	2,042	-39	1,732	438	211	579	2	290,116	10,015	11,124
SWUC *	Southwestern Union Conference	575	101	37,523	38,469	115,928	1,098	236	933	-12	787	151	75	53	0	117,117	23,449	24,567
GUMM	Guam-Micronesia Mission	22	15	0	2,101	5,535	26	4	0	0	0	0	0	0	0	5,565	1,432	1,542
Total:		5,520	843	177,215	158,346	1,231,006	8,961	1,875	7,900	152	7,425	1,861	957	2,432	215	1,237,004	103,500	96,079

Secretary's Statistical Report - Fourth Quarter 2016

Atlantic Union Conference

My Report 01/30/2017

							Members Added During Period				Members Subtracted During Period							
Code	Organization	Churches	Companies	Church Attendance Second Sabbath Count	Church Attendance Seventh Sabbath Count	Church Membership at Beginning of Period	Baptisms	Professions of Faith	Letters Received	Adjustments	Letters Granted	Deaths	Dropped	Missing	Adjustments	Church Membership at End of Period	Sabbath School Attendance Second Sabbath Count	Sabbath School Attendance Seventh Sabbath Count
BERC	Bermuda Conference	11	1	886	1,358	3,953	34	0	10	59	9	7	2	0	62	3,976	343	721
GNYC	Greater New York Conference	154	22	18,411	19,858	29,542	351	66	156	-22	225	36	71	22	0	29,739	12,429	11,026
NYKC	New York Conference	65	2	1,339	1,232	5,752	26	84	61	-2	80	12	1	1	0	5,827	995	834
ANEC	Northeastern Conference	181	22	6,227	5,475	57,548	464	51	248	63	287	60	63	704	0	57,260	2,069	2,071
NNEC	Northern New England Conference	56	4	1,130	1,206	5,223	20	5	117	-2	103	9	12	0	0	5,239	785	779
SNEC	Southern New England Conference	118	23	2,581	3,079	18,225	204	31	137	10	103	21	36	13	0	18,434	1,442	1,771
Total:		585	74	30,574	32,208	120,243	1,099	237	729	106	807	145	185	740	62	120,475	18,063	17,202

Secretary's Statistical Report - Fourth Quarter 2016

Canada, SDA Church in

My Report 01/30/2017

							Members Added During Period				Members Subtracted During Period							
Code	Organization	Churches	Companies	Church Attendance Second Sabbath Count	Church Attendance Seventh Sabbath Count	Church Membership at Beginning of Period	Baptisms	Professions of Faith	Letters Received	Adjustments	Letters Granted	Deaths	Dropped	Missing	Adjustments	Church Membership at End of Period	Sabbath School Attendance Second Sabbath Count	Sabbath School Attendance Seventh Sabbath Count
ALBC	Alberta Conference	67	13	2,482	2,657	11,572	63	25	89	0	64	24	10	-1	6	11,646	1,524	1,878
BCOC	British Columbia Conference	81	16	0	0	11,435	59	13	95	0	86	29	3	0	4	11,480	0	0
MSKC	Manitoba-Saskatchewan Conference	35	3	2,182	2,491	3,994	20	0	29	0	22	6	1	0	1	4,013	1,626	1,722
MRTC	Maritime Conference of the Seventh-day Adventist Church, Inc.	26	3	733	686	1,627	13	3	25	0	9	9	2	0	1	1,647	522	466
ONTC	Ontario Conference	128	27	0	0	32,692	233	25	165	0	172	27	19	6	14	32,877	0	0
QUBC	Quebec Conference	41	11	627	852	8,008	109	15	38	0	46	6	10	-3	8	8,103	316	334
NWFL	SDA Church in Newfoundland and Labrador	8	3	0	0	562	6	0	1	0	0	3	0	0	0	566	0	0
Total:		386	76	6,024	6,686	69,890	503	81	442	0	399	104	45	2	34	70,332	3,988	4,400

Secretary's Statistical Report - Fourth Quarter 2016

Columbia Union Conference






My Report 01/30/2017

							Members Added During Period				Members Subtracted During Period							
Code	Organization	Churches	Companies	Church Attendance Second Sabbath Count	Church Attendance Seventh Sabbath Count	Church Membership at Beginning of Period	Baptisms	Professions of Faith	Letters Received	Adjustments	Letters Granted	Deaths	Dropped	Missing	Adjustments	Church Membership at End of Period	Sabbath School Attendance Second Sabbath Count	Sabbath School Attendance Seventh Sabbath Count
ALEC	Allegheny East Conference	117	34	4,461	4,547	39,994	153	34	150	105	127	51	12	0	0	40,246	1,852	1,954
ALWC	Allegheny West Conference	57	6	2,457	2,468	15,967	511	67	79	10	74	26	5	37	0	16,492	1,359	1,354
CHSC	Chesapeake Conference	66	10	3,092	3,752	14,946	119	36	128	0	89	27	9	63	9	15,032	1,948	2,003
MTVC	Mountain View Conference	34	4	1,271	1,298	2,316	26	1	40	0	43	13	16	1	0	2,310	1,207	1,226
NJRC	New Jersey Conference of Seventh-day Adventists, Inc.	89	8	1,001	0	16,180	202	11	76	3	81	10	6	-1	0	16,376	554	0
OHIC	Ohio Conference	91	7	2,518	2,631	11,701	58	12	63	0	77	25	5	14	3	11,710	1,267	1,224
PNAC	Pennsylvania Conference	115	6	4,041	4,543	11,492	87	27	86	-5	87	21	17	0	0	11,562	2,460	2,384
POTC	Potomac Conference	144	24	15,987	17,108	35,126	372	83	160	-8	221	47	14	96	0	35,355	10,610	10,573
Total:		713	99	34,828	36,347	147,722	1,528	271	782	105	799	220	84	210	12	149,083	21,257	20,718

Secretary's Statistical Report by Country - Fourth Quarter 2016

Guam-Micronesia Mission

My Report 01/30/2017

Country	Churches	Companies	Church Attendance Second Sabbath Count	Church Attendance Seventh Sabbath Count	Church Membership at Beginning of Period	Members Added During Period				Members Subtracted During Period					Church Membership at End of Period	Sabbath School Attendance Second Sabbath Count	Sabbath School Attendance Seventh Sabbath Count	
						Baptisms	Professions of Faith	Letters Received	Adjustments	Letters Granted	Deaths	Dropped	Missing	Adjustments				
 Micronesia (Federated States of)	7	1	0	421	1,756	0	0	0	0	0	0	0	0	0	0	1,756	270	330
 Guam	7	2	0	625	1,344	11	0	0	0	0	0	0	0	0	0	1,355	480	504
 Marshall Islands	3	7	0	445	868	14	0	0	0	0	0	0	0	0	0	882	213	224
 Northern Mariana Islands	1	3	0	224	313	0	0	0	0	0	0	0	0	0	0	313	192	178
 Palau	4	2	0	386	1,254	1	4	0	0	0	0	0	0	0	0	1,259	277	306
Total:	22	15	0	2,101	5,535	26	4	0	0	0	0	0	0	0	0	5,565	1,432	1,542

Secretary's Statistical Report - Fourth Quarter 2016

Lake Union Conference

My Report 01/31/2017

							Members Added During Period				Members Subtracted During Period							
Code	Organization	Churches	Companies	Church Attendance Second Sabbath Count	Church Attendance Seventh Sabbath Count	Church Membership at Beginning of Period	Baptisms	Professions of Faith	Letters Received	Adjustments	Letters Granted	Deaths	Dropped	Missing	Adjustments	Church Membership at End of Period	Sabbath School Attendance Second Sabbath Count	Sabbath School Attendance Seventh Sabbath Count
ILNC	Illinois Conference	98	19	0	0	13,726	86	17	56	-3	71	28	6	-1	0	13,778	0	0
INDC	Indiana Conference	70	6	812	1,366	8,418	78	11	95	-2	106	23	0	0	0	8,471	336	439
LKRC	Lake Region Conference	105	1	0	0	31,074	101	36	42	-1	49	18	4	-1	0	31,182	0	0
MICC	Michigan Conference	164	22	0	0	26,420	154	18	180	-2	180	71	86	28	0	26,405	0	0
WISC	Wisconsin Conference	66	8	0	0	7,693	50	7	31	0	36	14	8	1	0	7,722	0	0
Total:		503	56	812	1,366	87,331	469	89	404	-8	442	154	104	27	0	87,558	336	439

Secretary's Statistical Report - Fourth Quarter 2016

Mid-America Union Conference

My Report 01/30/2017

							Members Added During Period				Members Subtracted During Period							
Code	Organization	Churches	Companies	Church Attendance Second Sabbath Count	Church Attendance Seventh Sabbath Count	Church Membership at Beginning of Period	Baptisms	Professions of Faith	Letters Received	Adjustments	Letters Granted	Deaths	Dropped	Missing	Adjustments	Church Membership at End of Period	Sabbath School Attendance Second Sabbath Count	Sabbath School Attendance Seventh Sabbath Count
CSTC	Central States Conference	36	16	2,274	2,530	14,237	37	2	0	0	0	5	0	7	0	14,264	403	352
DAKC	Dakota Conference	42	3	975	1,153	4,065	11	7	87	-1	95	8	0	0	0	4,066	713	885
IWMC	Iowa-Missouri Conference	107	10	4,374	4,791	11,707	113	7	82	6	63	32	7	-1	0	11,814	2,805	3,088
KSNC	Kansas-Nebraska Conference	94	5	6,854	6,689	12,019	61	37	106	0	74	22	21	53	0	12,053	5,276	5,128
MINC	Minnesota Conference	74	15	2,747	2,128	9,768	96	65	60	-10	67	12	20	46	0	9,834	2,137	1,534
RMTC	Rocky Mountain Conference	101	22	2,822	4,821	17,911	84	21	161	2	131	27	24	14	0	17,983	1,506	2,764
Total:		454	71	20,046	22,112	69,707	402	139	496	-3	430	106	72	119	0	70,014	12,840	13,751

Secretary's Statistical Report - Fourth Quarter 2016

Pacific Union Conference

My Report 01/30/2017

							Members Added During Period				Members Subtracted During Period							
Code	Organization	Churches	Companies	Church Attendance Second Sabbath Count	Church Attendance Seventh Sabbath Count	Church Membership at Beginning of Period	Baptisms	Professions of Faith	Letters Received	Adjustments	Letters Granted	Deaths	Dropped	Missing	Adjustments	Church Membership at End of Period	Sabbath School Attendance Second Sabbath Count	Sabbath School Attendance Seventh Sabbath Count
ARZC	Arizona Conference	78	23	0	0	20,306	79	7	109	1	104	30	1	128	9	20,230	0	0
CCAC	Central California Conference of SDA	134	9	6,454	4,449	37,723	197	24	231	0	271	56	21	38	0	37,789	3,970	2,336
HWIC	Hawaii Conference	31	2	0	0	6,056	39	8	43	0	40	5	4	-97	5	6,189	0	0
NVUC	Nevada-Utah Conference	48	9	3,319	0	10,322	67	51	67	0	60	7	1	-2	8	10,433	1,233	0
NCAC	Northern California Conference of Seventh-day Adventists	142	18	13,025	0	40,532	139	35	220	0	242	67	6	0	18	40,593	2,033	0
SECC	Southeastern California Conference	151	12	0	0	70,051	372	78	392	0	398	118	71	278	40	69,988	0	0
SCAC	Southern California Conference	127	23	9,692	0	40,785	244	34	245	0	266	46	14	274	4	40,704	4,884	0
Total:		711	96	32,490	4,449	225,775	1,137	237	1,307	1	1,381	329	118	619	84	225,926	12,120	2,336

Secretary's Statistical Report - Fourth Quarter 2016

North Pacific Union Conference

My Report 01/30/2017

							Members Added During Period				Members Subtracted During Period							
Code	Organization	Churches	Companies	Church Attendance Second Sabbath Count	Church Attendance Seventh Sabbath Count	Church Membership at Beginning of Period	Baptisms	Professions of Faith	Letters Received	Adjustments	Letters Granted	Deaths	Dropped	Missing	Adjustments	Church Membership at End of Period	Sabbath School Attendance Second Sabbath Count	Sabbath School Attendance Seventh Sabbath Count
ALAC	Alaska Conference	30	5	0	0	3,887	16	1	15	0	15	2	1	34	1	3,866	0	0
IDHC	Idaho Conference of Seventh-day Adventists, Inc.	45	6	0	0	6,710	36	6	94	2	67	10	15	-2	0	6,758	0	0
MNTC	Montana Conference	38	5	0	0	4,053	16	0	36	0	42	17	2	1	1	4,042	0	0
ORGC	Oregon Conference	132	17	0	0	36,146	216	15	246	0	240	85	23	3	10	36,262	0	0
UCLC	Upper Columbia Conference	113	15	0	0	26,613	154	20	181	0	123	56	11	0	3	26,775	0	0
WSHC	Washington Conference	87	17	0	0	22,993	151	30	193	0	161	44	11	47	6	23,098	0	0
Total:		445	65	0	0	100,402	589	72	765	2	648	214	63	83	21	100,801	0	0

Secretary's Statistical Report - Fourth Quarter 2016

Southern Union Conference

My Report 01/31/2017

Code	Organization	Churches	Companies	Church Attendance Second Sabbath Count	Church Attendance Seventh Sabbath Count	Church Membership at Beginning of Period	Members Added During Period				Members Subtracted During Period					Church Membership at End of Period	Sabbath School Attendance Second Sabbath Count	Sabbath School Attendance Seventh Sabbath Count
							Baptisms	Professions of Faith	Letters Received	Adjustments	Letters Granted	Deaths	Dropped	Missing	Adjustments			
CRLC	Carolina Conference	126	27	2,497	3,075	22,654	221	51	229	0	206	30	30	18	2	22,869	1,051	1,458
FLRC	Florida Conference	208	57	0	0	64,907	549	173	728	2	612	130	42	419	0	65,156	0	0
GCMC	Georgia-Cumberland Conference	171	34	0	0	39,874	287	75	497	-3	367	114	86	62	0	40,101	0	0
GSTC	Gulf States Conference	81	9	1,871	2,293	12,602	99	18	146	-9	150	21	6	0	0	12,679	1,093	1,233
KTNC	Kentucky-Tennessee Conference	98	11	3,409	3,540	14,805	161	29	123	-2	83	34	10	18	0	14,971	2,493	2,755
SALC	South Atlantic Conference	145	31	0	0	48,424	208	29	107	-29	106	31	9	10	0	48,583	0	0
SSCC	South Central Conference	147	8	1,326	0	34,193	359	29	100	0	93	25	5	0	0	34,558	200	0
SSEC	Southeastern Conference	149	13	5,815	5,700	50,997	226	105	112	2	115	53	23	52	0	51,199	5,178	5,678
Total:		1,125	190	14,918	14,608	288,456	2,110	509	2,042	-39	1,732	438	211	579	2	290,116	10,015	11,124

Secretary's Statistical Report - Fourth Quarter 2016

Southwestern Union Conference

My Report 01/30/2017

							Members Added During Period				Members Subtracted During Period							
Code	Organization	Churches	Companies	Church Attendance Second Sabbath Count	Church Attendance Seventh Sabbath Count	Church Membership at Beginning of Period	Baptisms	Professions of Faith	Letters Received	Adjustments	Letters Granted	Deaths	Dropped	Missing	Adjustments	Church Membership at End of Period	Sabbath School Attendance Second Sabbath Count	Sabbath School Attendance Seventh Sabbath Count
ARLC	Arkansas-Louisiana Conference	87	17	5,698	6,060	12,840	147	19	96	-1	74	27	23	8	0	12,969	3,809	3,962
OKLC	Oklahoma Conference	75	3	2,879	2,775	9,008	48	5	116	-1	136	25	6	1	0	9,008	860	919
SWRC	Southwest Region Conference	97	19	4,188	4,683	25,910	222	31	88	0	62	25	5	0	0	26,159	1,237	1,145
TXSC	Texas Conference	245	56	22,075	21,904	56,312	611	156	514	-7	423	58	40	36	0	57,029	15,907	16,926
TXCC	Texico Conference	71	6	2,683	3,047	11,858	70	25	119	-3	92	16	1	8	0	11,952	1,636	1,615
Total:		575	101	37,523	38,469	115,928	1,098	236	933	-12	787	151	75	53	0	117,117	23,449	24,567