

# Secretary's Statistical Report - Fourth Quarter 2015

North American Division

My Report 01/27/2016

Code	Organization	Churches	Companies	Church Attendance Second Sabbath Count	Church Attendance Seventh Sabbath Count	Church Membership at Beginning of Period	Members Added During Period				Members Subtracted During Period					Church Membership at End of Period	Sabbath School Attendance Second Sabbath Count	Sabbath School Attendance Seventh Sabbath Count
							Baptisms	Professions of Faith	Letters Received	Adjustments	Letters Granted	Deaths	Dropped	Missing	Adjustments			
NAD-I *	North American Division (Internal)	0	0	0	0	25	0	0	0	0	0	0	0	0	0	25	0	0
ATUC *	Atlantic Union Conference	581	70	26,998	27,947	117,391	1,320	315	347	398	820	195	162	373	20	118,201	16,535	15,424
SCIC *	Canada, SDA Church in	378	82	3,080	3,070	68,470	621	86	665	0	574	129	30	73	59	68,977	2,178	2,228
COUC *	Columbia Union Conference	707	99	33,794	35,418	144,747	1,358	200	974	100	983	201	109	99	63	145,924	19,879	21,342
LKUC *	Lake Union Conference	499	60	3,477	3,538	86,611	449	76	507	0	538	176	70	159	48	86,652	2,517	2,502
MAUC *	Mid-America Union Conference	458	69	19,492	19,228	68,911	470	95	596	0	541	104	43	39	24	69,321	12,668	11,863
NPUC *	North Pacific Union Conference	442	69	0	0	99,503	570	92	956	0	899	213	46	52	29	99,882	0	0
PAUC *	Pacific Union Conference	710	93	28,170	14,195	225,666	1,405	259	1,291	95	1,244	366	141	662	96	226,207	25,374	7,469
NSUC *	Southern Union Conference	1,114	190	14,749	14,300	282,510	2,508	537	2,208	0	1,759	439	264	1,297	65	283,939	11,098	10,828
SWUC *	Southwestern Union Conference	572	99	41,844	44,311	112,945	1,274	182	885	0	823	210	91	262	23	113,877	24,750	26,704
GUMM *	Guam-Micronesia Mission	22	14	1,546	1,517	5,374	46	7	7	0	31	1	0	0	1	5,401	0	0
<b>Total:</b>		<b>5,483</b>	<b>845</b>	<b>173,150</b>	<b>163,524</b>	<b>1,212,153</b>	<b>10,021</b>	<b>1,849</b>	<b>8,436</b>	<b>593</b>	<b>8,212</b>	<b>2,034</b>	<b>956</b>	<b>3,016</b>	<b>428</b>	<b>1,218,406</b>	<b>114,999</b>	<b>98,360</b>

# Secretary's Statistical Report - Fourth Quarter 2015

Atlantic Union Conference

My Report 01/20/2016

							Members Added During Period				Members Subtracted During Period							
Code	Organization	Churches	Companies	Church Attendance Second Sabbath Count	Church Attendance Seventh Sabbath Count	Church Membership at Beginning of Period	Baptisms	Professions of Faith	Letters Received	Adjustments	Letters Granted	Deaths	Dropped	Missing	Adjustments	Church Membership at End of Period	Sabbath School Attendance Second Sabbath Count	Sabbath School Attendance Seventh Sabbath Count
BERC *	Bermuda Conference	11	1	1,443	1,377	3,943	31	2	11	0	34	11	3	0	0	3,939	452	598
GNYC *	Greater New York Conference	154	18	14,526	16,293	28,693	405	114	86	0	126	39	83	8	13	29,029	10,831	9,029
NYKC *	New York Conference	60	3	1,498	1,544	5,631	19	33	30	0	48	15	2	-2	3	5,647	1,002	1,058
ANEC *	Northeastern Conference	181	22	6,321	5,321	56,248	625	106	398	34	441	83	54	354	0	56,479	2,451	2,675
NNEC *	Northern New England Conference	59	4	1,214	875	5,269	16	2	53	0	57	24	4	0	0	5,255	770	561
SNEC *	Southern New England Conference	116	22	1,996	2,537	17,607	224	58	133	0	114	23	16	13	4	17,852	1,029	1,503
<b>Total:</b>		<b>581</b>	<b>70</b>	<b>26,998</b>	<b>27,947</b>	<b>117,391</b>	<b>1,320</b>	<b>315</b>	<b>711</b>	<b>34</b>	<b>820</b>	<b>195</b>	<b>162</b>	<b>373</b>	<b>20</b>	<b>118,201</b>	<b>16,535</b>	<b>15,424</b>

# Secretary's Statistical Report - Fourth Quarter 2015

Canada, SDA Church in

My Report 01/20/2016

							Members Added During Period				Members Subtracted During Period							
Code	Organization	Churches	Companies	Church Attendance Second Sabbath Count	Church Attendance Seventh Sabbath Count	Church Membership at Beginning of Period	Baptisms	Professions of Faith	Letters Received	Adjustments	Letters Granted	Deaths	Dropped	Missing	Adjustments	Church Membership at End of Period	Sabbath School Attendance Second Sabbath Count	Sabbath School Attendance Seventh Sabbath Count
ALBC *	Alberta Conference	64	16	0	0	11,287	75	23	171	0	143	15	5	31	9	11,353	0	0
BCOC *	British Columbia Conference	81	17	0	0	11,334	50	18	90	0	77	32	4	4	12	11,363	0	0
MSKC *	Manitoba-Saskatchewan Conference	33	3	2,261	2,220	3,879	28	4	63	0	37	7	1	0	0	3,929	1,576	1,604
MRTC *	Maritime Conference of the Seventh-day Adventist Church, Inc.	26	3	819	850	1,626	5	5	25	0	30	6	7	0	0	1,618	602	624
ONTC *	Ontario Conference	126	26	0	0	31,987	355	36	260	0	247	57	12	5	18	32,299	0	0
QUBC *	Quebec Conference	40	13	0	0	7,790	108	-1	53	0	37	9	1	33	20	7,850	0	0
NWFL *	SDA Church in Newfoundland and Labrador	8	4	0	0	567	0	1	3	0	3	3	0	0	0	565	0	0
<b>Total:</b>		<b>378</b>	<b>82</b>	<b>3,080</b>	<b>3,070</b>	<b>68,470</b>	<b>621</b>	<b>86</b>	<b>665</b>	<b>0</b>	<b>574</b>	<b>129</b>	<b>30</b>	<b>73</b>	<b>59</b>	<b>68,977</b>	<b>2,178</b>	<b>2,228</b>

# Secretary's Statistical Report - Fourth Quarter 2015

Columbia Union Conference






My Report 01/27/2016

							Members Added During Period				Members Subtracted During Period							
Code	Organization	Churches	Companies	Church Attendance Second Sabbath Count	Church Attendance Seventh Sabbath Count	Church Membership at Beginning of Period	Baptisms	Professions of Faith	Letters Received	Adjustments	Letters Granted	Deaths	Dropped	Missing	Adjustments	Church Membership at End of Period	Sabbath School Attendance Second Sabbath Count	Sabbath School Attendance Seventh Sabbath Count
ALEC	Allegheny East Conference	119	31	5,079	4,917	39,132	187	38	131	100	144	50	26	12	0	39,356	2,131	2,126
ALWC	Allegheny West Conference	54	7	1,993	1,795	15,578	135	17	79	0	83	14	3	0	2	15,707	929	817
CHSC	Chesapeake Conference	67	10	2,773	3,596	14,676	114	17	154	0	141	25	7	5	7	14,776	1,081	2,140
MTVC	Mountain View Conference	33	2	1,199	1,282	2,301	24	2	20	0	11	10	2	0	0	2,324	1,157	1,248
NJRC	New Jersey Conference of Seventh-day Adventists, Inc.	87	8	915	888	15,821	332	41	56	0	70	13	5	7	17	16,138	438	475
OHIC	Ohio Conference	91	8	1,599	2,354	11,544	78	13	69	0	59	29	9	43	25	11,539	843	1,325
PNAC	Pennsylvania Conference	115	7	3,734	3,916	11,262	125	21	152	0	148	30	11	8	4	11,359	2,138	2,286
POTC	Potomac Conference	141	26	16,502	16,670	34,433	363	51	313	0	327	30	46	24	8	34,725	11,162	10,925
<b>Total:</b>		<b>707</b>	<b>99</b>	<b>33,794</b>	<b>35,418</b>	<b>144,747</b>	<b>1,358</b>	<b>200</b>	<b>974</b>	<b>100</b>	<b>983</b>	<b>201</b>	<b>109</b>	<b>99</b>	<b>63</b>	<b>145,924</b>	<b>19,879</b>	<b>21,342</b>

# Secretary's Statistical Report by Country - Fourth Quarter 2015

## Guam-Micronesia Mission

My Report 01/20/2016

Country	Churches	Companies	Church Attendance Second Sabbath Count	Church Attendance Seventh Sabbath Count	Church Membership at Beginning of Period	Members Added During Period				Members Subtracted During Period					Church Membership at End of Period	Sabbath School Attendance Second Sabbath Count	Sabbath School Attendance Seventh Sabbath Count	
						Baptisms	Professions of Faith	Letters Received	Adjustments	Letters Granted	Deaths	Dropped	Missing	Adjustments				
 Micronesia (Federated States of)	7	1	275	288	1,744	0	0	2	0	0	0	0	0	0	0	1,746	0	0
 Guam	7	2	624	563	1,299	15	4	5	0	29	1	0	0	1	1,292	0	0	
 Marshall Islands	3	6	269	278	811	15	0	0	0	0	0	0	0	0	826	0	0	
 Northern Mariana Islands	1	3	159	153	295	4	0	0	0	0	0	0	0	0	299	0	0	
 Palau	4	2	219	235	1,225	12	3	0	0	2	0	0	0	0	1,238	0	0	
<b>Total:</b>	<b>22</b>	<b>14</b>	<b>1,546</b>	<b>1,517</b>	<b>5,374</b>	<b>46</b>	<b>7</b>	<b>7</b>	<b>0</b>	<b>31</b>	<b>1</b>	<b>0</b>	<b>0</b>	<b>1</b>	<b>5,401</b>	<b>0</b>	<b>0</b>	

# Secretary's Statistical Report - Fourth Quarter 2015

## Lake Union Conference

My Report 01/20/2016

							Members Added During Period				Members Subtracted During Period							
Code	Organization	Churches	Companies	Church Attendance Second Sabbath Count	Church Attendance Seventh Sabbath Count	Church Membership at Beginning of Period	Baptisms	Professions of Faith	Letters Received	Adjustments	Letters Granted	Deaths	Dropped	Missing	Adjustments	Church Membership at End of Period	Sabbath School Attendance Second Sabbath Count	Sabbath School Attendance Seventh Sabbath Count
ILNC *	Illinois Conference	98	18	0	0	13,588	90	12	97	0	108	21	2	2	11	13,643	0	0
INDC *	Indiana Conference	68	8	0	0	8,272	87	16	57	0	56	25	14	21	2	8,314	0	0
LKRC *	Lake Region Conference	105	1	0	0	31,084	104	23	31	0	76	22	27	114	29	30,974	0	0
MICC *	Michigan Conference	161	26	0	0	26,051	124	18	267	0	253	88	28	18	0	26,073	0	0
WISC *	Wisconsin Conference	67	7	3,477	3,538	7,616	44	7	55	0	45	20	-1	4	6	7,648	2,517	2,502
<b>Total:</b>		<b>499</b>	<b>60</b>	<b>3,477</b>	<b>3,538</b>	<b>86,611</b>	<b>449</b>	<b>76</b>	<b>507</b>	<b>0</b>	<b>538</b>	<b>176</b>	<b>70</b>	<b>159</b>	<b>48</b>	<b>86,652</b>	<b>2,517</b>	<b>2,502</b>

# Secretary's Statistical Report - Fourth Quarter 2015

Mid-America Union Conference

My Report 01/27/2016

							Members Added During Period				Members Subtracted During Period							
Code	Organization	Churches	Companies	Church Attendance Second Sabbath Count	Church Attendance Seventh Sabbath Count	Church Membership at Beginning of Period	Baptisms	Professions of Faith	Letters Received	Adjustments	Letters Granted	Deaths	Dropped	Missing	Adjustments	Church Membership at End of Period	Sabbath School Attendance Second Sabbath Count	Sabbath School Attendance Seventh Sabbath Count
CSTC	Central States Conference	36	18	2,076	3,264	14,080	75	5	37	0	34	1	0	0	5	14,157	562	739
DAKC	Dakota Conference	45	2	1,470	1,596	4,025	28	6	41	0	32	12	0	0	0	4,056	1,106	1,130
IWMC	Iowa-Missouri Conference	108	10	4,983	4,623	11,678	98	9	125	0	119	26	14	8	0	11,743	3,427	3,151
KSNC	Kansas-Nebraska Conference	97	6	6,681	6,518	11,821	49	21	114	0	103	18	5	0	1	11,878	5,134	5,047
MINC	Minnesota Conference	73	11	2,487	1,860	9,451	112	29	100	0	89	14	6	15	10	9,558	1,624	967
RMTC	Rocky Mountain Conference	99	22	1,795	1,367	17,856	108	25	179	0	164	33	18	16	8	17,929	815	829
<b>Total:</b>		<b>458</b>	<b>69</b>	<b>19,492</b>	<b>19,228</b>	<b>68,911</b>	<b>470</b>	<b>95</b>	<b>596</b>	<b>0</b>	<b>541</b>	<b>104</b>	<b>43</b>	<b>39</b>	<b>24</b>	<b>69,321</b>	<b>12,668</b>	<b>11,863</b>

# Secretary's Statistical Report - Fourth Quarter 2015

Pacific Union Conference

My Report 01/27/2016

							Members Added During Period				Members Subtracted During Period							
Code	Organization	Churches	Companies	Church Attendance Second Sabbath Count	Church Attendance Seventh Sabbath Count	Church Membership at Beginning of Period	Baptisms	Professions of Faith	Letters Received	Adjustments	Letters Granted	Deaths	Dropped	Missing	Adjustments	Church Membership at End of Period	Sabbath School Attendance Second Sabbath Count	Sabbath School Attendance Seventh Sabbath Count
ARZC	Arizona Conference	78	25	6,375	6,189	20,044	113	25	164	2	142	39	4	6	12	20,145	3,821	3,664
CCAC	Central California Conference of SDA	133	8	4,940	1,861	37,197	313	56	135	0	170	53	13	50	0	37,415	3,368	1,162
HWIC	Hawaii Conference	31	1	0	0	5,918	30	2	31	0	21	14	-1	0	4	5,943	0	0
NVUC	Nevada-Utah Conference	48	8	0	0	10,027	121	18	46	0	32	10	3	-6	6	10,167	0	0
NCAC	Northern California Conference of Seventh-day Adventists	142	16	461	577	40,193	225	24	355	3	275	87	12	7	15	40,404	0	0
SECC	Southeastern California Conference	150	12	6,682	5,568	70,666	311	91	376	90	380	111	86	472	34	70,451	2,540	2,643
SCAC	Southern California Conference	128	23	9,712	0	41,621	292	43	184	0	224	52	24	133	25	41,682	15,645	0
<b>Total:</b>		<b>710</b>	<b>93</b>	<b>28,170</b>	<b>14,195</b>	<b>225,666</b>	<b>1,405</b>	<b>259</b>	<b>1,291</b>	<b>95</b>	<b>1,244</b>	<b>366</b>	<b>141</b>	<b>662</b>	<b>96</b>	<b>226,207</b>	<b>25,374</b>	<b>7,469</b>



# Secretary's Statistical Report - Fourth Quarter 2015

North Pacific Union Conference

My Report 01/27/2016

							Members Added During Period				Members Subtracted During Period							
Code	Organization	Churches	Companies	Church Attendance Second Sabbath Count	Church Attendance Seventh Sabbath Count	Church Membership at Beginning of Period	Baptisms	Professions of Faith	Letters Received	Adjustments	Letters Granted	Deaths	Dropped	Missing	Adjustments	Church Membership at End of Period	Sabbath School Attendance Second Sabbath Count	Sabbath School Attendance Seventh Sabbath Count
ALAC	Alaska Conference	29	6	0	0	3,841	32	1	12	0	9	9	1	0	2	3,865	0	0
IDHC	Idaho Conference of Seventh-day Adventists, Inc.	45	5	0	0	6,592	38	9	103	0	111	14	3	-3	3	6,614	0	0
MNTC	Montana Conference	38	5	0	0	4,051	5	0	37	0	40	11	8	17	1	4,016	0	0
ORGC	Oregon Conference	132	19	0	0	35,861	250	31	368	0	359	87	15	29	6	36,014	0	0
UCLC	Upper Columbia Conference	112	17	0	0	26,409	103	14	240	0	214	50	13	2	1	26,486	0	0
WSHC	Washington Conference	86	17	0	0	22,749	142	37	196	0	166	42	6	7	16	22,887	0	0
<b>Total:</b>		<b>442</b>	<b>69</b>	<b>0</b>	<b>0</b>	<b>99,503</b>	<b>570</b>	<b>92</b>	<b>956</b>	<b>0</b>	<b>899</b>	<b>213</b>	<b>46</b>	<b>52</b>	<b>29</b>	<b>99,882</b>	<b>0</b>	<b>0</b>

# Secretary's Statistical Report - Fourth Quarter 2015

Southern Union Conference

My Report 01/20/2016

							Members Added During Period				Members Subtracted During Period							
Code	Organization	Churches	Companies	Church Attendance Second Sabbath Count	Church Attendance Seventh Sabbath Count	Church Membership at Beginning of Period	Baptisms	Professions of Faith	Letters Received	Adjustments	Letters Granted	Deaths	Dropped	Missing	Adjustments	Church Membership at End of Period	Sabbath School Attendance Second Sabbath Count	Sabbath School Attendance Seventh Sabbath Count
CRLC *	Carolina Conference	126	25	2,748	2,957	22,314	178	11	177	0	198	50	42	77	1	22,312	2,417	2,139
FLRC *	Florida Conference	206	56	0	0	63,765	612	164	732	0	485	147	74	917	22	63,628	0	0
GCMC *	Georgia-Cumberland Conference	167	37	0	0	39,040	372	79	499	0	394	83	26	61	5	39,421	0	0
GSTC *	Gulf States Conference	79	7	2,463	2,387	12,092	202	32	67	0	68	30	8	33	18	12,236	1,460	1,359
KTNC *	Kentucky-Tennessee Conference	98	9	2,348	2,241	14,617	105	64	110	0	121	27	12	15	1	14,720	2,022	1,968
SALC *	South Atlantic Conference	149	25	0	0	47,565	412	38	139	0	129	31	9	43	16	47,926	0	0
SSCC *	South Central Conference	146	9	0	0	33,704	172	28	134	0	119	28	87	3	0	33,801	0	0
SSEC *	Southeastern Conference	144	21	7,190	6,715	49,413	455	121	350	0	245	43	6	148	2	49,895	5,199	5,362
<b>Total:</b>		<b>1,115</b>	<b>189</b>	<b>14,749</b>	<b>14,300</b>	<b>282,510</b>	<b>2,508</b>	<b>537</b>	<b>2,208</b>	<b>0</b>	<b>1,759</b>	<b>439</b>	<b>264</b>	<b>1,297</b>	<b>65</b>	<b>283,939</b>	<b>11,098</b>	<b>10,828</b>

# Secretary's Statistical Report - Fourth Quarter 2015

Southwestern Union Conference

My Report 01/20/2016

							Members Added During Period				Members Subtracted During Period							
Code	Organization	Churches	Companies	Church Attendance Second Sabbath Count	Church Attendance Seventh Sabbath Count	Church Membership at Beginning of Period	Baptisms	Professions of Faith	Letters Received	Adjustments	Letters Granted	Deaths	Dropped	Missing	Adjustments	Church Membership at End of Period	Sabbath School Attendance Second Sabbath Count	Sabbath School Attendance Seventh Sabbath Count
ARLC *	Arkansas-Louisiana Conference	87	17	5,620	5,890	12,596	136	42	112	0	94	37	10	41	2	12,702	4,050	4,214
OKLC *	Oklahoma Conference	73	4	2,471	2,627	8,867	51	10	45	0	55	37	5	1	1	8,874	279	427
SWRC *	Southwest Region Conference	97	19	6,877	9,389	25,477	192	25	101	0	127	22	2	63	0	25,581	948	1,294
TXSC *	Texas Conference	244	52	23,866	23,284	53,886	846	98	569	0	495	103	47	37	15	54,702	17,502	18,757
TXCC *	Texico Conference	71	7	3,010	3,121	12,119	49	7	58	0	52	11	27	120	5	12,018	1,971	2,012
<b>Total:</b>		<b>572</b>	<b>99</b>	<b>41,844</b>	<b>44,311</b>	<b>112,945</b>	<b>1,274</b>	<b>182</b>	<b>885</b>	<b>0</b>	<b>823</b>	<b>210</b>	<b>91</b>	<b>262</b>	<b>23</b>	<b>113,877</b>	<b>24,750</b>	<b>26,704</b>